

### JOINT COMPONENTS

1. COMPRESSION LINK

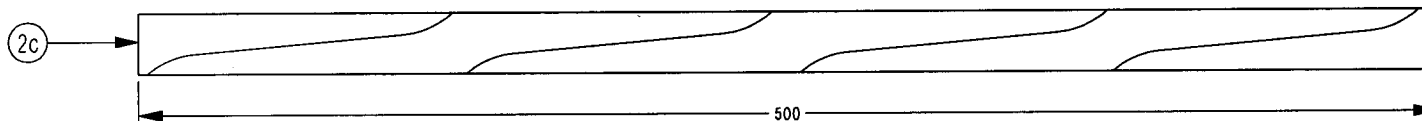


2. KIT, CABLE JOINT, LV, RAYCHEM PART No.CJK185-PAWA 2

(STOCK CODE 236075) CONSISTING OF:

a: 275mm LENGTH OF WCSM 28/9 SHRINK RATIO

b: 400mm LENGTH OF OBT 35/12 SHRINK RATIO

c: 500mm LENGTH OF MWTM 50/60 SHRINK RATIO



### INSTRUCTIONS

A. BARE THE CONDUCTOR TO SUIT THE COMPRESSION LINK USED

B. UNCOVER 55mm OF THE INSULATION

C. UNCOVER 30mm OF THE PVC JACKET

D. SLIDE THE TUBING 2a, 2b & 2c ALONG THE CABLE

E. CRIMP THE LINK ONTO THE CONDUCTOR

F. POSITION THE 275mm LENGTH CENTRALLY OVER THE JOINT AND SHRINK

G. SLIDE THE 400mm LENGTH CENTRALLY OVER THE JOINT AND SHRINK.

MAKE SURE THIS TUBING IS FULLY RECOVERED ONTO THE HDPE SHEATH.

H. SLIDE THE 500mm LENGTH CENTRALLY OVER THE JOINT AND SHRINK.

DES	C.C.	POWER STANDARD DRAWING	
DRN	K.I.	CABLE JOINTING & TERMINATIONS	
CKD	C.C.	JOINT CABLE LV	
APPD	C.C.	185/240sqmm Al. TERMITEX	
SCALE	1:1	SINGLE CORE XLPE	
ISSUED	JUL'05	A3	DRAWING NUMBER S02-2-2-48
ALL DIM.	IN mm		
DRAFTING STANDARD TO A.S.1100		CAD PRODUCT - DO NOT AMEND MANUALLY	

**PowerWater**

NO	DESCRIPTION	DRN	DATE	CKD	APPD
0.	ISSUED FOR CONSTRUCTION.	K.I.	JUL'05	C.C.	C.C.
AMENDMENTS					

