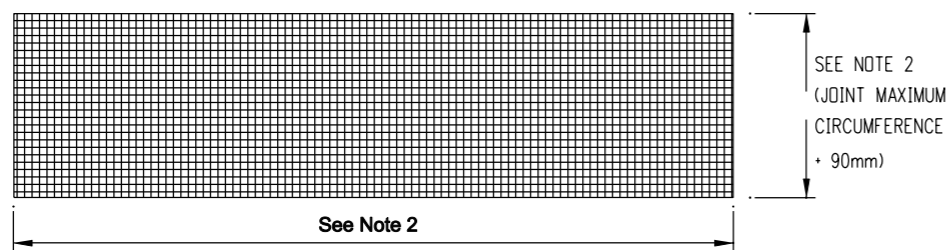


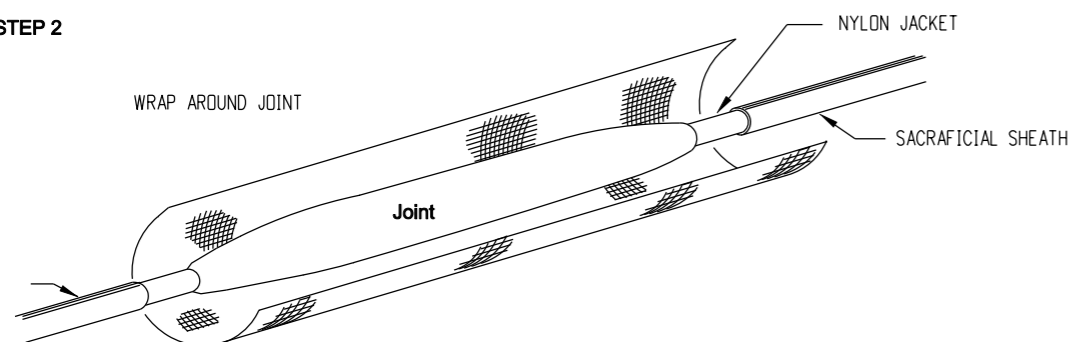
**NOTES:**

1. TERMIMESH CAN BE SUPPLIED FROM THE MANUFACTURER IN ROLLS 1.0M WIDE OR A CUT TO SIZE SHEET MAY BE SUPPLIED IN THE JOINT KIT.
2. REFER JOINT DRAWINGS S02-2-2-23, 24 25 AND 26 FOR CABLE PREPARATION AND TERMIMESH DIMENSIONS.
3. THE METHOD OF JOINING, FOLDING & CLAMPING TERMIMESH IS CRITICAL TO ENSURE THAT THE TERMITE BARRIER CAN NOT BE BREACHED.
4. FOR NYLON JACKETED XLPE CABLES, THE TERMIMESH ENDS SHALL BE CLAMPED ONTO THE CABLES NYLON JACKET. FOR CHEMICAL PROTECTED CABLES, CLAMP TERMIMESH ONTO THE HDPE SHEATH.
5. USE GLOVES WHEN HANDLING TERMIMESH AS THE FINE WIRES CAN ABRASE SKIN.

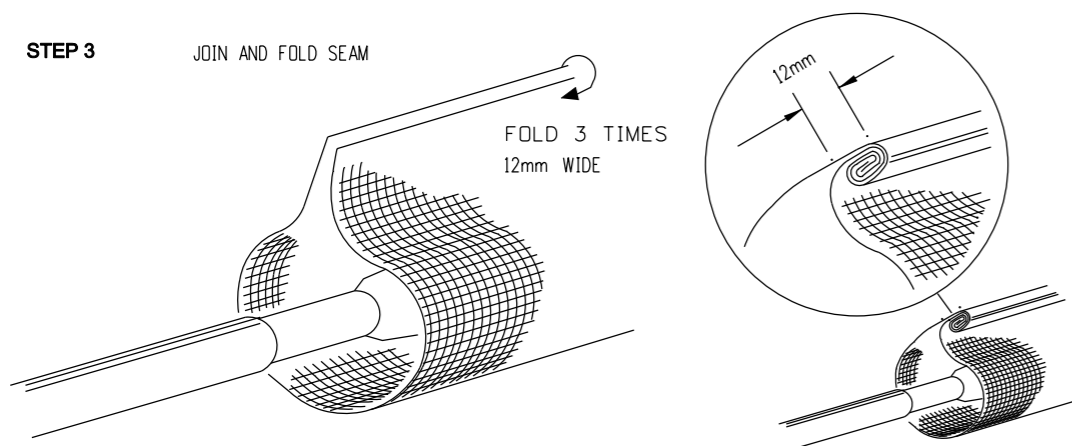
**STEP 1** CUT TO REQUIRED SIZE



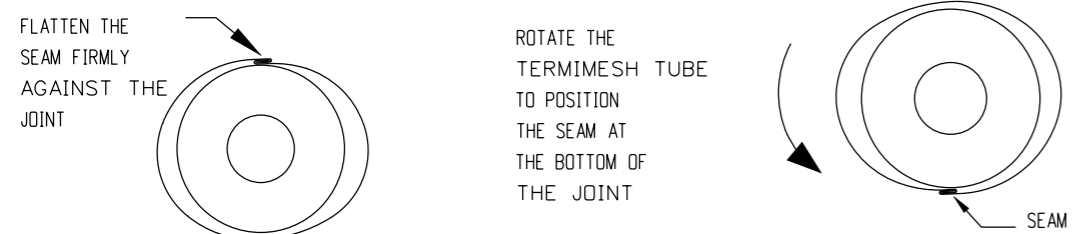
**STEP 2**



**STEP 3**

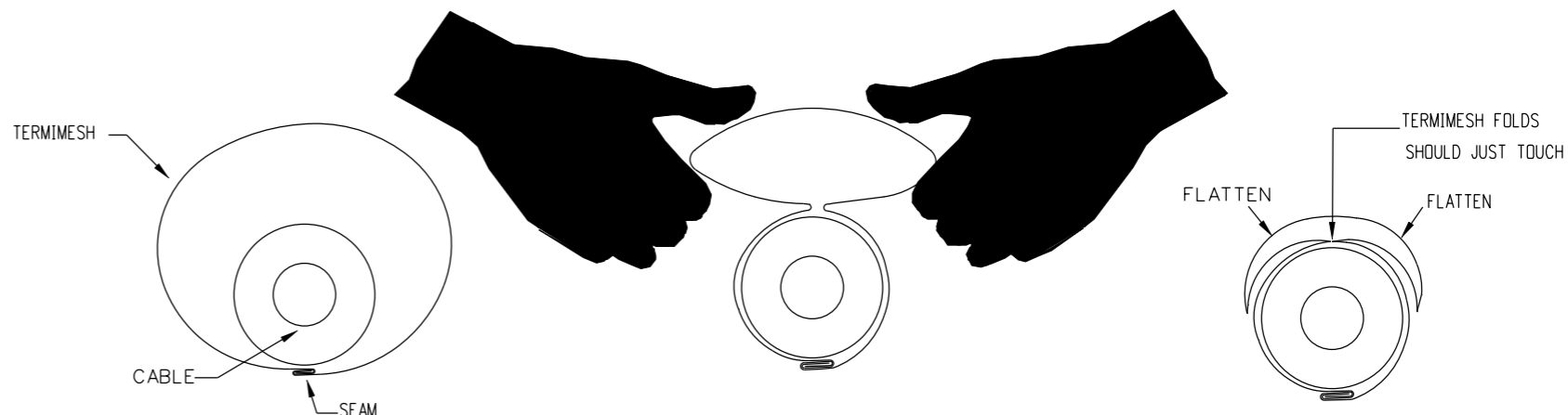


**STEP 4**



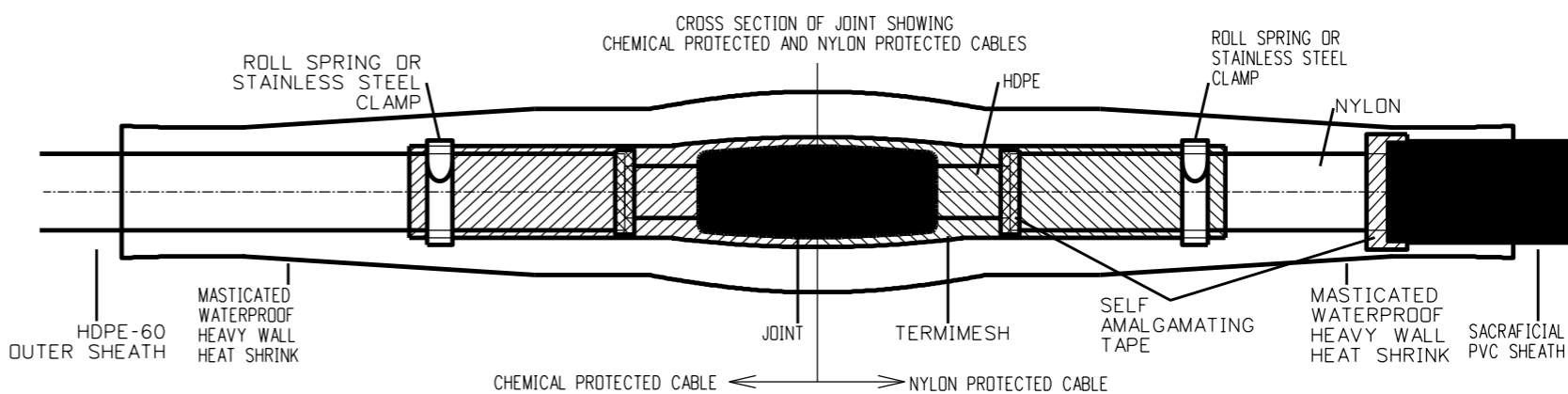
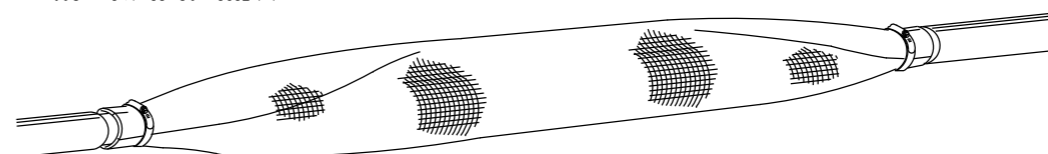
**STEP 5**

CAREFULLY FORM A 'BOX PLEAT' AT EACH END TO FIT NEATLY AROUND THE NYLON JACKET OF THE CABLE.



**STEP 6**

APPLY STAINLESS STEEL HOSE CLAMPS OR ROLL SPRINGS AT EACH END. DO NOT OVERTIGHTEN HOSE CLAMPS - JUST FIRM IS SUFFICIENT.



| NO                | DESCRIPTION                              | DRN  | DATE   | CKD  | APPD |
|-------------------|--|------|--------|------|------|
| 2                 | NOTE 4 AMENDED. CROSS SECTION ADDED      | C.M. | NOV'12 | A.T. | B.C. |
| 1                 | NOTE 4 AMENDED FPOR TERMITEX APPLICATION | K.I. | JUL'05 | C.C. | C.C. |
| 0                 | ISSUED FOR CONSTRUCTION                  | K.I. | JUN'05 | C.C. | C.C. |
| <b>AMENDMENTS</b> |  |      |        |      |      |



|                               |        |  |                           |                                     |
|-------------------------------|--------|--|---------------------------|-------------------------------------|
| DES                           | ...    | POWER STANDARD DRAWING   |                           |                                     |
| DRN                           | J.A.L  | <b>CABLE JOINTING AND TERMINATIONS<br/>TERMIMESH APPLICATION<br/>11 AND 22KV XLPE CABLE JOINTS</b> |                           |                                     |
| CKD                           | A.T.   |  |                           |                                     |
| APPD                          | P.J.D. |  |                           |                                     |
| SCALE                         | N.T.S. |  |                           |                                     |
| ISSUED                        | DEC'95 | <b>A3</b>  | <b>DRAWING<br/>NUMBER</b> | <b>S02-2-2-22</b>                   |
| ALL DIM.                      | IN mm  |  |                           | CAD PRODUCT - DO NOT AMEND MANUALLY |
| DRAFTING STANDARD TO A.S.1100 |        |  |                           |                                     |