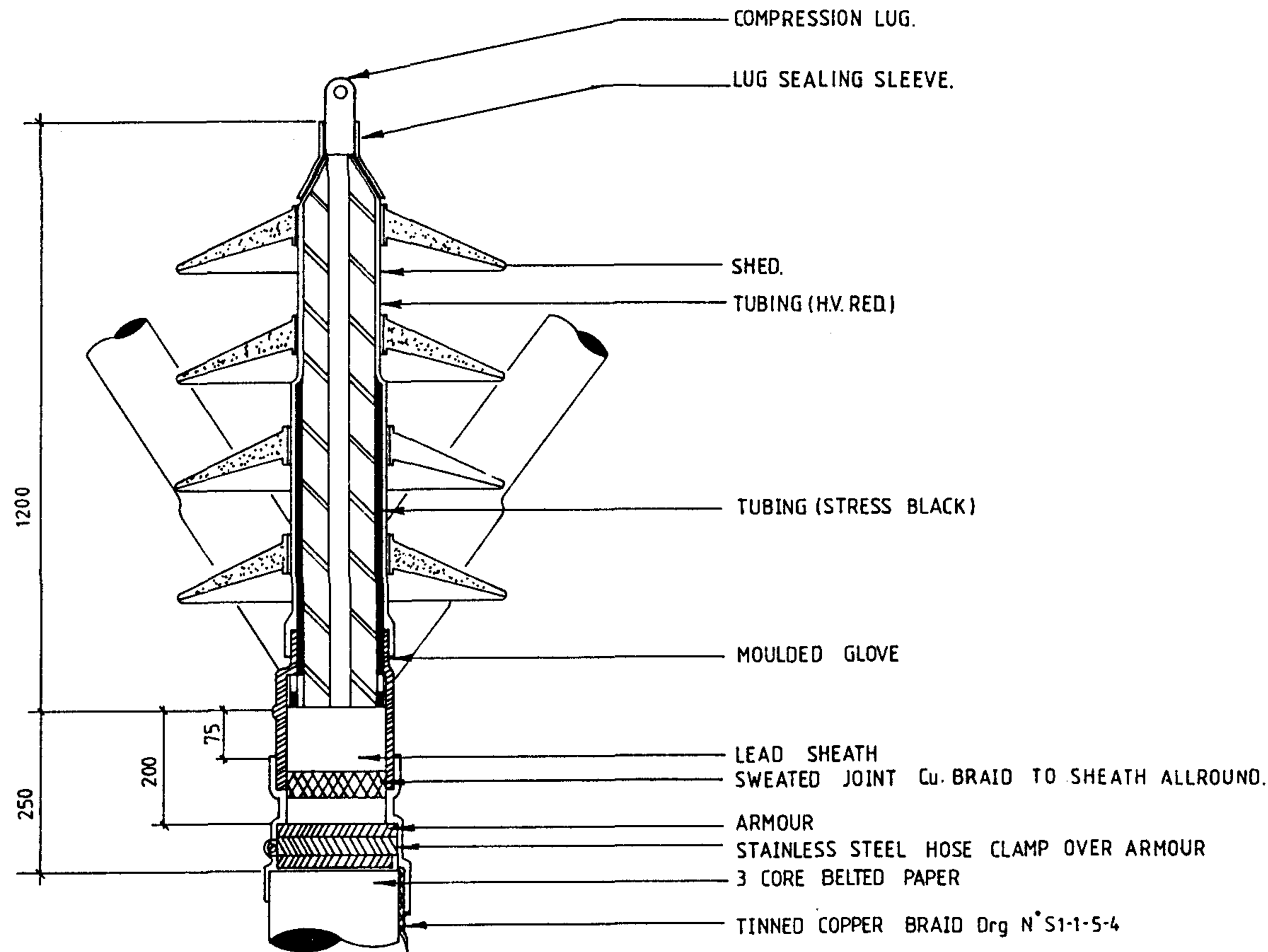


3RD ANGLE — DO NOT SCALE — REPORT ANY ERRORS, OMISSIONS TO DRAFTING OFFICE



MATERIAL:
HEATSHRINK POLYOLEFIN



MATERIAL SCHEDULE		
DESCRIPTION	DRG.No.	STOCK No

25 mm ² KIT	HEATSHRINK 22 kV TERMINATION KIT.	S2-1-2-13	3558
	CLAMP HOSE STAINLESS STEEL. 35 - 44 mm		6031
	EARTH STRAP - TINNED COPPER BRAID 25x3x450mm.	S1-1-5-4	11916

120 mm ² KIT	HEATSHRINK 22kV. TERMINATION KIT.	S2-1-2-13	3574
	CLAMP HOSE STAINLESS STEEL. 35 - 57 mm		5736
	EARTH STRAP - TINNED COPPER BRAID 25x3x450mm.	S1-1-5-4	11916

NOTE.

STRIP BACK TAPE, BEDDING, ARMOUR & SERVING, TO DIMENSIONS SHOWN & APPLY EARTH STRAP HOSE CLAMP AND HEATSHRINK CABLE SLEEVE BEFORE PROCEEDING ACCORDING TO INSTRUCTION SHEET SUPPLIED WITH TERMINATION KIT.

		POWER AND WATER AUTHORITY		DES R HAIGH		NT STANDARD DRAWING	
				DRN S.SANDERS		TITLE CABLE JOINTING & TERMINATIONS	
				CKD <i>[Signature]</i>		TERMINATION-HEATSHRINK-OUTDOOR	
				APPD <i>[Signature]</i>		22KV-COPPER SCREENED	
				ISSUED 4.2.86		ASSEMBLY DETAIL	
				DRAFTING STANDARD TO A.S. 1100		A3 DRAWING NUMBER S2-2-2-1	
				ALL DIM. IN mm		SCALE SHEET	
4 GENERAL REVISION. TITLE & Drg NUMBER CHANGED		6/88 Q13		POWER DIRECTORATE			
NO	AMENDMENTS	DATE	INIT			AMD.T.	