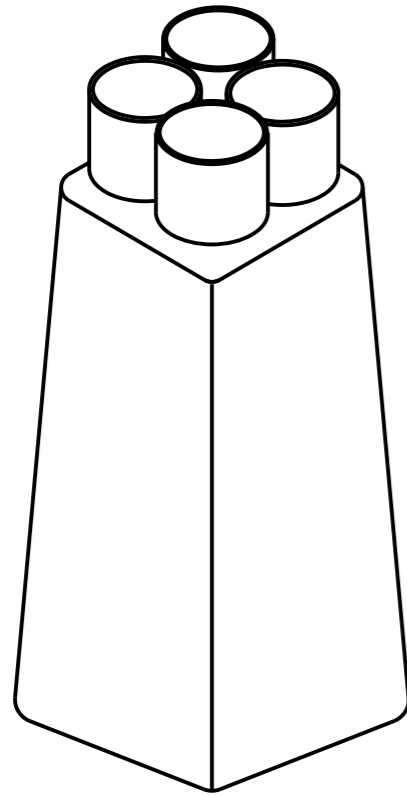
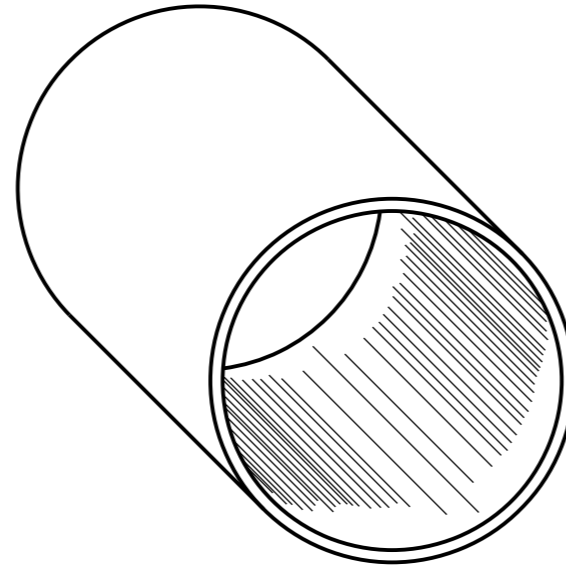


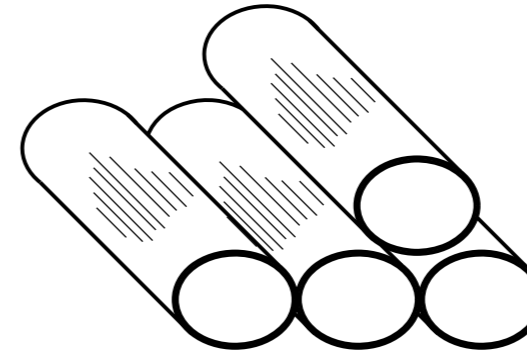
KIT COMPONENTS




COMPONENT 4



COMPONENT 3



COMPONENT 2



COMPONENT 1

NOTES :

1. COMPONENT 2, MOULDED GLOVE TO BE PERMANENTLY MARKED WITH CORRECT PART NUMBER.
2. COMPONENTS 2,3&4 TO BE INTERNALLY COATED WITH HOT MELT (THERMO-PLASTIC) ADHESIVE SEALANT.
3. MATERIAL : HEAT-SHRINKABLE POLYOLEFIN.
4. ALL KITS MUST CONTAIN INSTALLATION INSTRUCTIONS.
5. RAYCHEM 70 sq.mm KITS WILL FIT 95 sq.mm.
6. REFER TO P.A.W.A. TECHNICAL SPECIFICATION STS 035 FOR DETAILS OF THE GENERAL REQUIREMENTS FOR INDIVIDUAL COMPONENTS.
7. PART No'S AND DESCRIPTIONS ARE INDICATIVE ONLY. OTHER MANUFACTURERS' PARTS WILL BE CONSIDERED.

70 sq.mm CABLE ITEM 2 STOCK CODE 7542

MANUFACTURERS I.D.	COMPONENT 1	COMPONENT 2	COMPONENT 3	COMPONENT 4
RAYCHEM	3 x RT21 - 19 x 225	1 x 502K016	1 x MWTW 75/22 x 250	4 x MWTM 35/12 x 300
TKN 50/70 - BG - 400	1 x RT21 - 12 x 225			

120 sq.mm CABLE ITEM 3 STOCK CODE 7559

MANUFACTURERS I.D.	COMPONENT 1	COMPONENT 2	COMPONENT 3	COMPONENT 4
RAYCHEM	3 x RT21 - 25 x 225	1 x 502K016	1 x MWTW 75/22 x 250	4 x MWTM 35/12 x 300
TKN 120 - BG - 400	1 x RT21 - 19 x 225			

240 sq.mm CABLE ITEM 4 STOCK CODE 7567

MANUFACTURERS I.D.	COMPONENT 1	COMPONENT 2	COMPONENT 3	COMPONENT 4
RAYCHEM	3 x RT21 - 32 x 225	1 x 502K026	1 x MWTW 160/50 x 250	4 x MWTM 50/16 x 300
TKN 240 - BG - 400	1 x RT21 - 25 x 225			

NO	DESCRIPTION	DRN	DATE	CKD	APPD
11	SUPERSEDED	A.T.	DEC'12	B.C.	B.C.
10	NOTES 6 & 7 ADDED. REDRAWN ON MICROSTATION.	J.A.L.	DEC'95	A.T.	P.J.D.
9	STOCK CODE 8870 REMOVED, DRG REVISED.	-	FEB'93	-	Gmck
8	TITLE & DRG NUMBER CHANGED.	-	MAY'88	-	O.L.J.
AMENDMENTS					



DES	R.HAIGH	POWER STANDARD DRAWING		
DRN	A.HUME	CABLE JOINTING & TERMINATIONS TERMINATION - 0.6/1 KV - PAPER LEAD HEATSHRINK - KIT		
CKD	R.HAIGH			
APPD	R.REYNOLDS	A3	DRAWING NUMBER	S02-1-2-16
SCALE	N.T.S.			
ISSUED	JUL'84			
ALL DIM.	IN mm			
DRAFTING STANDARD TO A.S.1100		CAD PRODUCT - DO NOT AMEND MANUALLY		