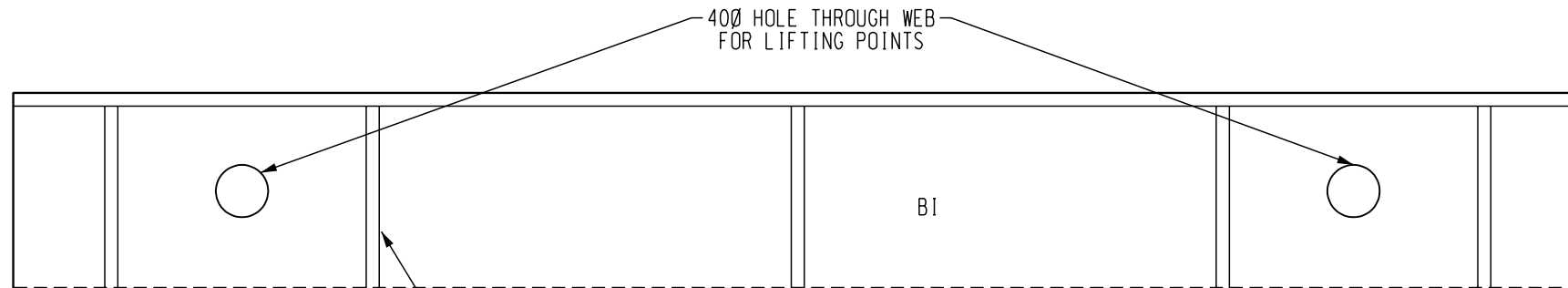
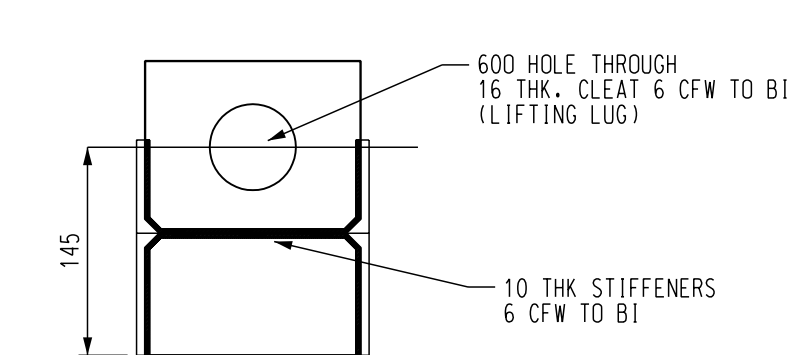


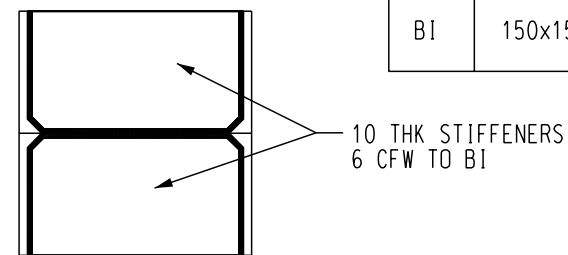
LIFTING BEAM ELEVATION



VIEW X



SECTION A



SECTION B

MEMBER SCHEDULE	
REF	SIZE
BI	150x150x37 UC LIFTING BEAM

STRUCTURAL STEEL

ALL WORKMANSHIP AND MATERIALS SHALL BE IN ACCORDANCE WITH AS 4100 AND AS 1554 EXCEPT WHERE VARIED BY THE CONTRACT DOCUMENTS.

UNLESS NOTED, ALL WELDS SHALL BE 8mm CONTINUOUS FILLET (NOTED CFW). CATEGORY GP USING E41XX ELECTRODES. BUTT WELDS SHALL BE COMPLETE PENETRATION BUTT WELDS TO AS 1554.

ALL STEELWORK SHALL BE SECURELY TEMPORARILY BRACED AS NECESSARY TO STABILISE THE STRUCTURE DURING ERECTION.

ALL STEELWORK THAT WILL BE EXPOSED TO VIEW SHALL HAVE WELD SPATTER FLUX, DAGS AND BURRS REMOVED AND ALL SEALING AND BUTT WELDS GROUND FLUSH, PRIOR TO SURFACE PREPARATION AND COATING.

STRUCTURAL STEELWORK NOT ENCASED IN CONCRETE SHALL HAVE THE FOLLOWING SURFACE TREATMENT IN ACCORDANCE WITH THE SPECIFICATION.

ELEMENT	SURFACE CLEANING	PRIMING	FINISH
EXPOSED STEELWORK (INTERNAL)	SANDBLAST TO CLASS 2.5	75-m ZINC PHOSPHATE	SEE ARCHITECTS SPECIFICATION
NON EXPOSED STEELWORK	POWER WIRE BRUSH	75-m ZINC PHOSPHATE	-
EXPOSED STEELWORK (EXTERNAL)	SANDBLAST TO CLASS 1.5	HOT DIP GALVANISED	SEE ARCHITECTS SPECIFICATION

ALL STEELWORK SHALL BE GRADE 300 GENERALLY AND GRADE 450 FOR COLD FORMED LIGHT GRADE SECTIONS U.N.O.

TESTING OF WELDS SHALL BE IN ACCORDANCE WITH THE SPECIFICATION.

STEELWORK U.N.O. SHALL BE BLASTED TO CLASS 2.5 AND GIVEN 2 COAST OF ZINC PHOSHATE PRIMER.

NOTES

IF LOAD CONFIGURATION IS DIFFERENT TO THIS CONFIGURATION, IT IS THE RESPONSIBILITY OF THE BUILDER TO NOTIFY THE DESIGN ENGINEER.

STEEL GRADE 300 MPA

COMPLIANCE PLATE TO BE PROVIDED IN ACCORDANCE WITH A.S. 4991-2004: LIFTING DEVICE.

CONTRACTOR TO ENSURE THAT A SAFE WORK METHOD STATEMENT IS PREPARED AND ADHERED TO ONSITE TO ENSURE THAT THE LOAD IS LIFTED CORRECTLY.

ALL WELD WITH DOUBLE SIDED 8FW E48XX/W50X 100mm LONG MISS 100mm MAX CENTRES.

ENSURE TO ADD 2x90mmx10mm THICK STIFFENERS AT ALL LIFTING AND SUPPORT POINTS WELD TO WEB, TOP AND BOTTOM FLANGE OF THE LIFTING BEAM WITH 8 CFW.

ALL LIFTING BEAMS SHALL BE SUBMITTED ALONG WITH A CERTIFICATE OF COMPLIANCE TO THE NORTHERN TERRITORY OF AUSTRALIA BUILDING ACT - SECTION 40.

0	TITLEBLOCK & DRAWING NUMBER FORMATTED	K.T.	FEB'19	C.C.	C.C.
?	ISSUED FOR CONSTRUCTION	K.T.	JUN'17	A.T.	B.C.
NO	DESCRIPTION	DRN	DATE	CKD	APPD
AMENDMENTS					



NORTHERN TERRITORY

DES	...	POWER STANDARD DRAWING		
DRN	K.TAVENER	DRY TYPE TRANSFORMER LIFTING BEAM SUITED FOR THE TESAR TRANSFORMER		
CKD	A. TAYLOR			
APPD	B. CHEUNG			
SCALE	...			
ISSUED	JUN '17	A3	DRAWING NUMBER	S02-01-06-09
ALL DIM.	IN mm			1
DRAFTING STANDARD TO A.S.1100		CAD PRODUCT - DO NOT AMEND MANUALLY		AMD