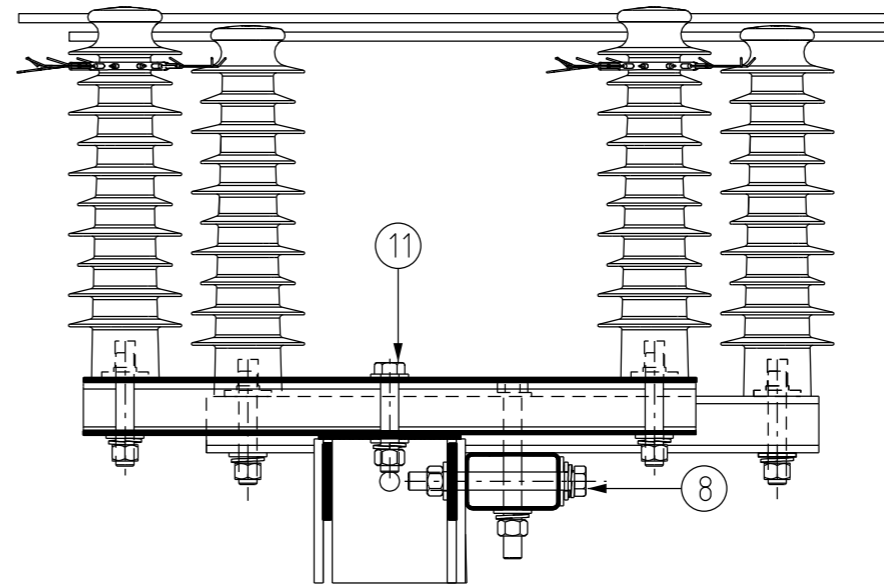


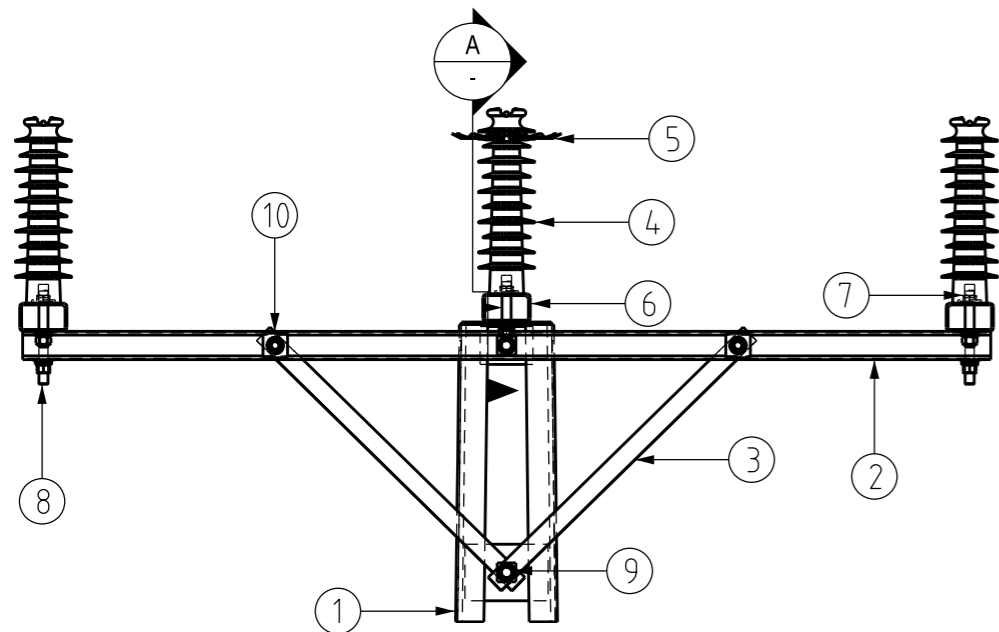
PLAN VIEW

SCALE 1:20



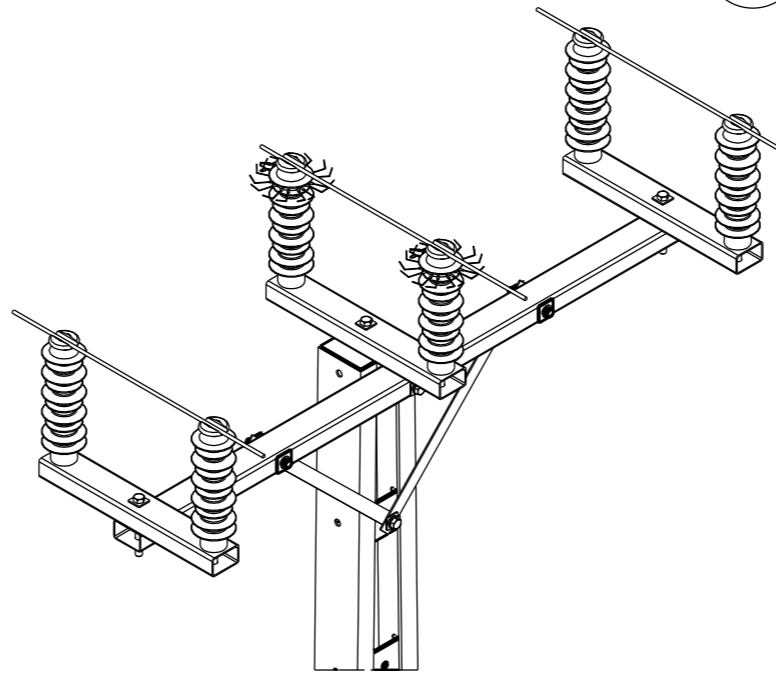
A SECTION VIEW

1:10



FRONT ELEVATION

SCALE 1:20



ISOMETRIC VIEW

N.T.S.

11	1	M24x140 GALV. STEEL BOLT C/W NUT	298372	S01-01-04-43
	2	M24 GALV. STEEL 75x75x5 FLAT WASHER	298828	S01-01-04-43
10	1	M24 GALV. STEEL SPRING WASHER	114330	S01-01-04-43
	2	M16x180 GALV. STEEL BOLT C/W NUT	400805	S01-01-04-43
	4	M16 GALV. STEEL 65x65x5 FLAT WASHER	298695	S01-01-04-43
9	2	M16 GALV. STEEL SPRING WASHER	114322	S01-01-04-43
	1	M24x65 GALV. STEEL BOLT C/W NUT	400800	S01-01-04-43
	2	M24 GALV. STEEL 75x75x5 FLAT WASHER	298828	S01-01-04-43
8	1	M24 GALV. STEEL SPRING WASHER	114330	S01-01-04-43
	3	M24x220 GALV. STEEL BOLT C/W NUT	400803	S01-01-04-43
	6	M24 GALV. STEEL 75x75x5 FLAT WASHER	298828	S01-01-04-43
7	3	M24 GALV. STEEL SPRING WASHER	114330	S01-01-04-43
	6	INSULATOR MOUNTING STUD, 40/30 M24	298745	S01-01-04-44
6	3	'B' TOP CROSSARM BRACKET	-	S01-01-04-37
5	2	ANIMAL GUARD, ELECTROSTATIC	-	S01-01-04-52
4	6	22kV VERTICLE LINE POST INSULATOR	300467	S01-01-03-10
3	2	CROSSARM BRACE, 70X5 DURAGAL CF	298687	S01-01-04-38
2	1	CROSSARM, FIBREGLASS, HV LINE	298802	S01-01-02-10
1	1	UNIVERSAL POLE	-	-
ITEM REF.	QTY.	DESCRIPTION	ITEM NUMBER	DRAWING REF.

MATERIAL SCHEDULE

3	IMAGERY REDRAWN. ADDED ISOMETRIC VIEW AND TABLE.	C.C.	OCT'21	A.N.	B.V.
2	TITLEBLOCK & DRAWING NUMBERS FORMATTED	K.T.	APR'19	C.C.	C.C.
1	INSULATOR DETAILS UPDATED	C.C.	FEB'11	A.T.	S.C.
0	ISSUED FOR CONSTRUCTION	A.S.	MAR'01	M.B.	F.R.R.
NO	DESCRIPTION	DRN	DATE	CKD	APPD
AMENDMENTS					



DES	M. BOCK	POWER STANDARD DRAWING		
DRN	R. INNES	ASSEMBLIES INSULATORS ON HV 'B TOP' FOR UNIVERSAL POLE CONSTRUCTION		
CKD	M. BOCK			
APPD	F. ROBSON	A3	DRAWING NUMBER	S01-02-01-18
SCALE	1:10			
ISSUED	JULY'00	CAD PRODUCT - DO NOT AMEND MANUALLY		
ALL DIM. IN	mm			
DRAFTING STANDARD TO A.S.1100		AMDT		