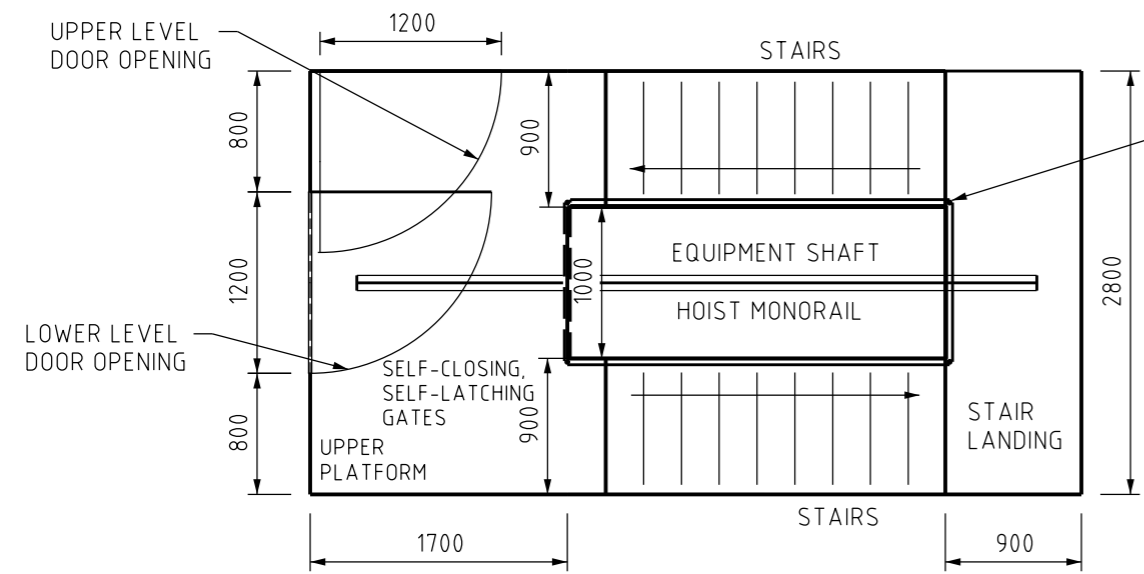
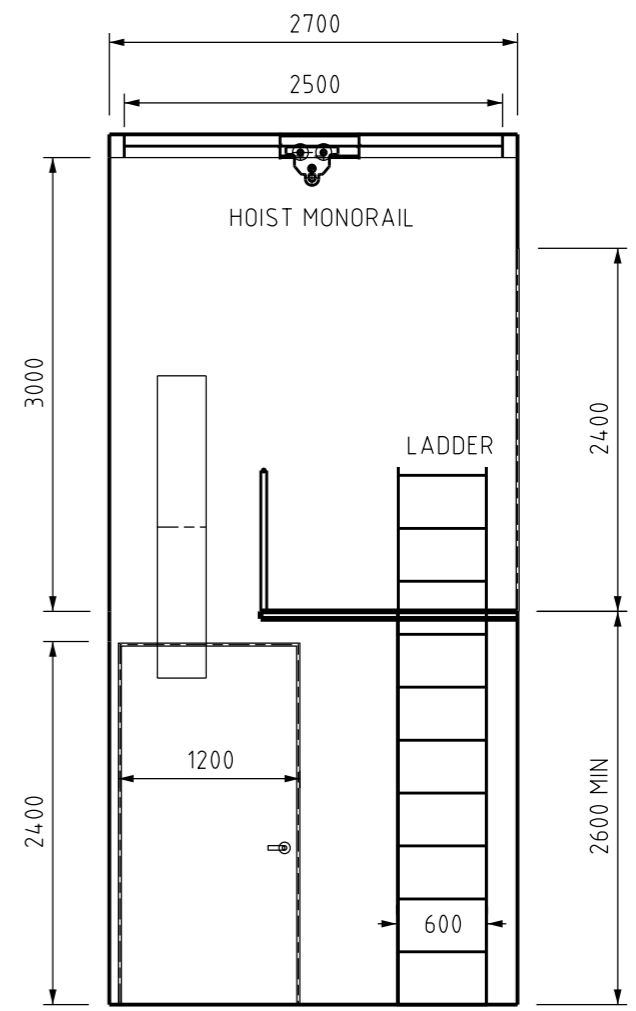
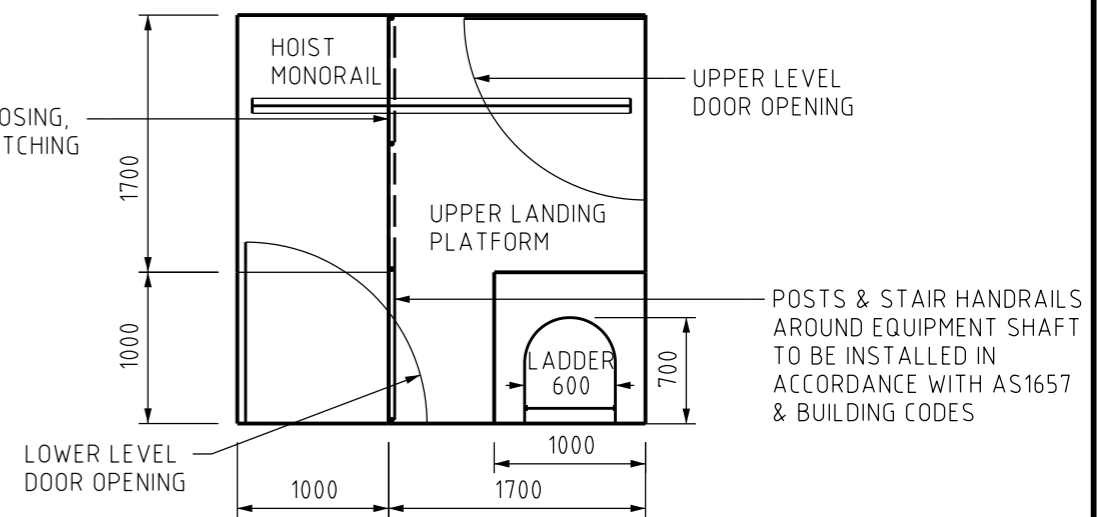


NOTES:

1. THE FOLLOWING DESIGN DETAILS ARE TO SERVE AS GENERAL GUIDELINES. ALTERNATIVE DESIGNS MAY BE PERMITTED WITH PWC APPROVAL.
2. ALL STAIRWAYS, LADDERS, HANDRAILS, GUARDRAILS AND CAGES SHALL COMPLY WITH AS1657.



POSTS & STAIR HANDRAILS AROUND EQUIPMENT SHAFT TO BE INSTALLED IN ACCORDANCE WITH AS1657 & BUILDING CODES



DEDICATED ACCESS WAY - OPTION A

1:50

DEDICATED ACCESS WAY - OPTION B

1:50

NO	DESCRIPTION	DRN	DATE	CKD	APPD
2	CORRECT STAIR REPRESENTATION.	CC	FEB'21	B.V.	B.C.
1	TITLEBLOCK & DRAWING NUMBER FORMATTED	K.T.	FEB'19	CC	CC.
0	ISSUED FOR CONSTRUCTION	C.M.	MAR'13	A.T.	B.C.
AMENDMENTS					



DES		POWER STANDARD DRAWING	
DES	B.CHEUNG	POWER STANDARD DRAWING	
DRN	C.McLAREN	UPPER LEVEL SUBSTATION CHAMBERS	
CKD	B.CHEUNG	DEDICATED ACCESS WAY/SMALL EQUIPMENT	
APPD	B.CHEUNG	ACCESS OPTION A AND B	
SCALE	1:50	A3	DRAWING NUMBER S02-02-07-61
ISSUED	DEC'13	CAD PRODUCT - DO NOT AMEND MANUALLY	
ALL DIM. IN mm		AMDT	
DRAFTING STANDARD TO A.S.1100			