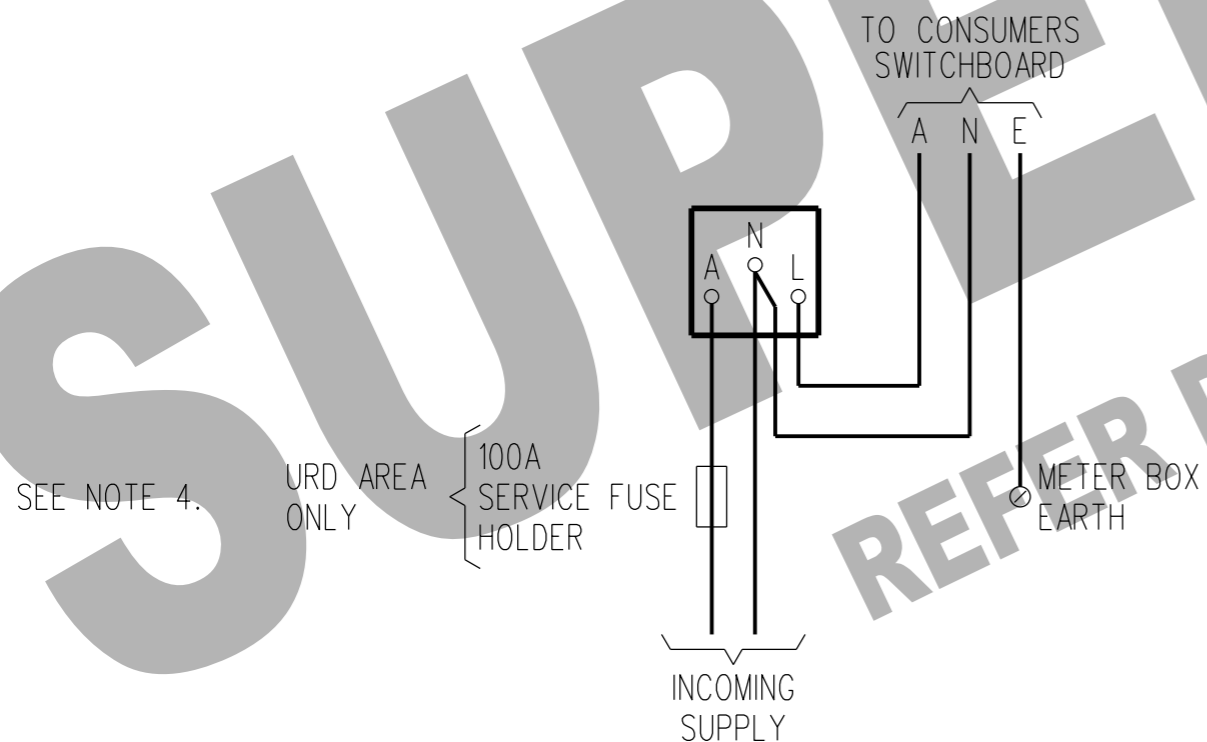


NOTES :

1. FOR COMPONENT DRILLING DETAILS SEE S11-02-07-23
2. TOP OF SERVICE FUSE (WHEN FITTED) SHALL BE LIVE.
3. METER BOX EARTH SHALL BE CONNECTED TO INSTALLATION MAIN EARTH.
4. UNDERGROUND RESIDENTIAL DISTRIBUTION.



SEE NOTE 4.

URD AREA ONLY

100A SERVICE FUSE HOLDER

FUSE

INCOMING SUPPLY

TO CONSUMERS SWITCHBOARD

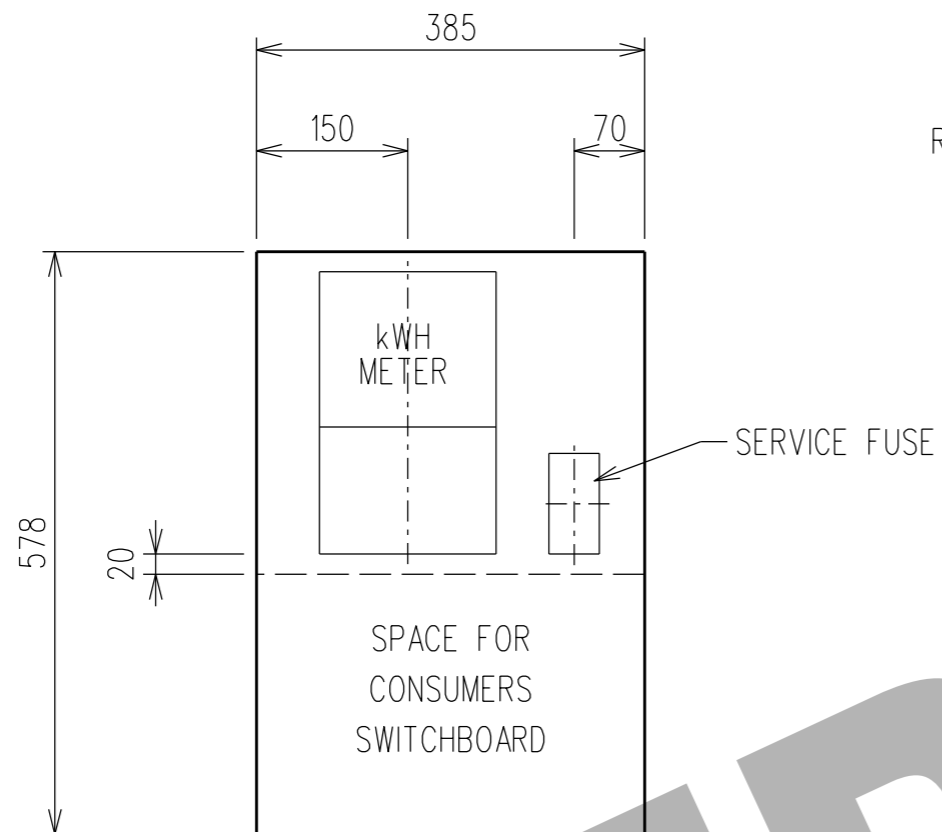
METER BOX EARTH

2	SUPERSEDE SHEET 1	CWM	OCT'20	BV	LH
1	CHANGED TO SHEET 1 OF 3	CWM	01.13	BN	-
0	SHEET 2 ADDED	JC	09.09	AT	-
A	ISSUED FOR COMMENT	AS	15.1.02	-	-
NO	DESCRIPTION	DRN	DATE	CKD	APPD
AMENDMENTS					



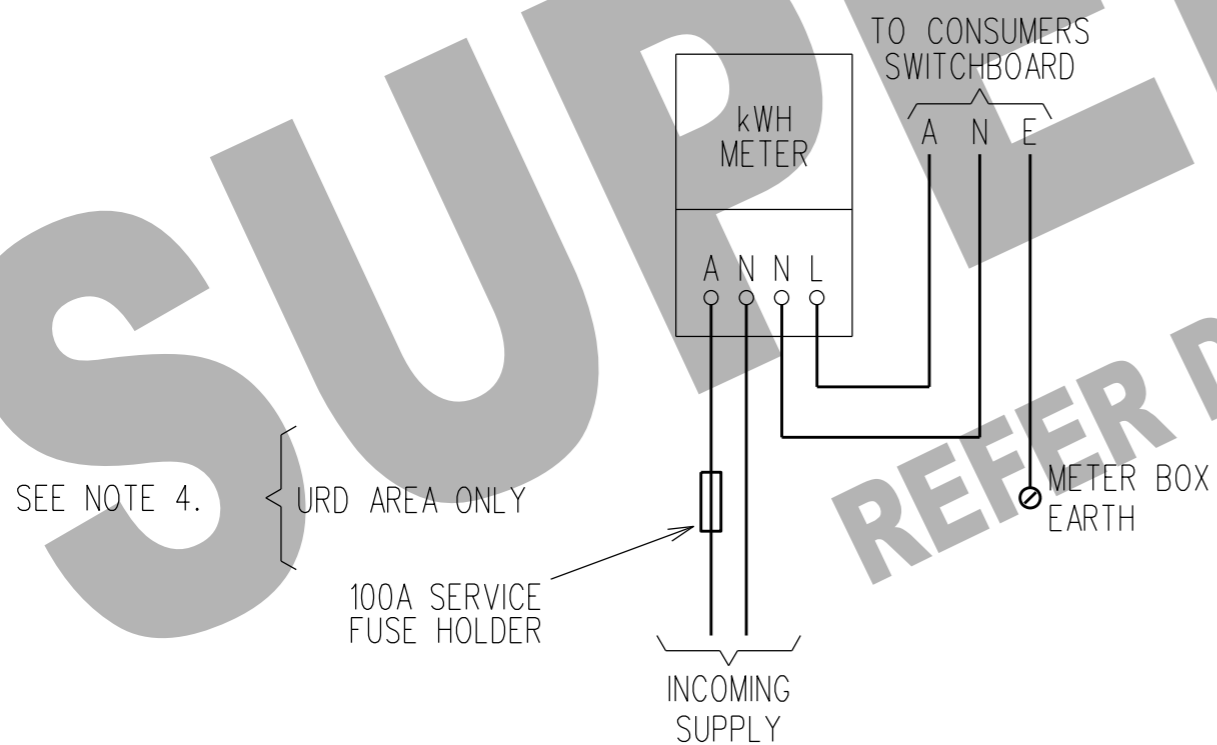
DES	POWER STANDARD DRAWING	
DRN	A SCHMID	METERING PANEL FOR 1 SINGLE PHASE METER AND CONSUMER SWITCHBOARD
CKD	.	
APPD	.	
SCALE	1:10	SHEET 1 OF 3
ISSUED	.	
ALL DIM. IN mm	A3	DRAWING NUMBER S11-02-07-02_1
DRAFTING STANDARD TO A.S.1100		CAD PRODUCT - DO NOT AMEND MANUALLY





NOTES :

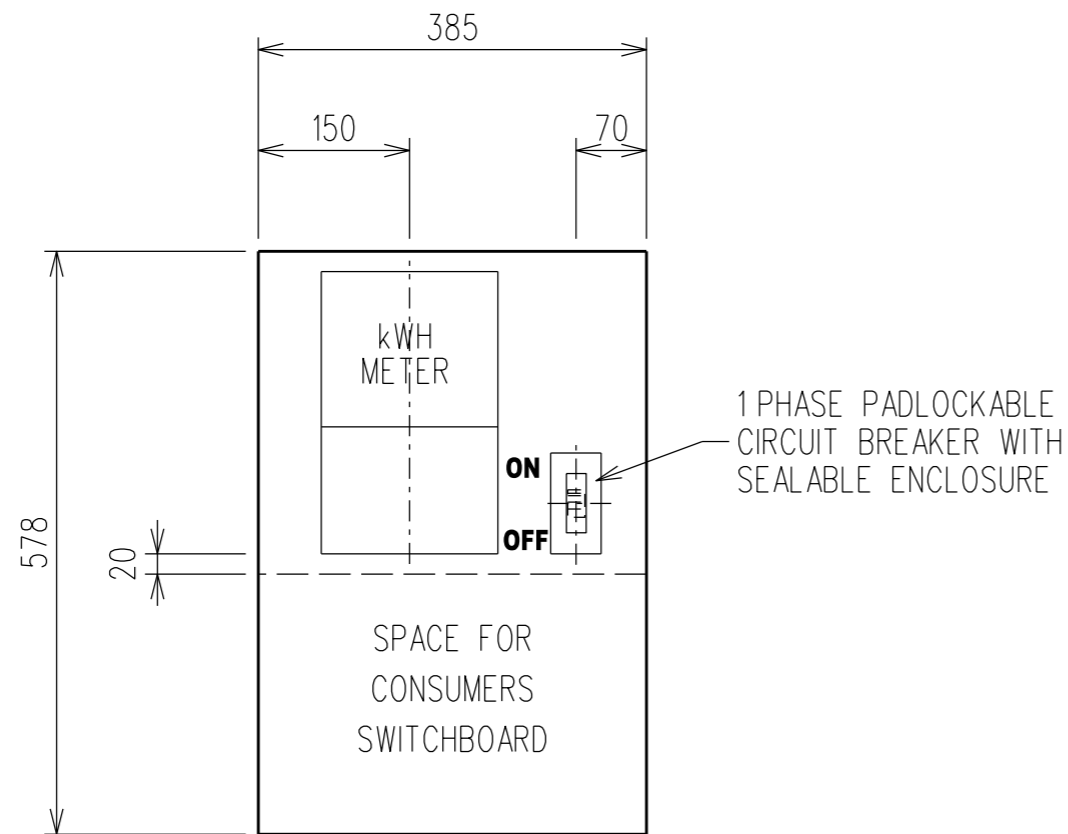
1. FOR METER DRILLING DETAILS SEE S11-02-07-23 SHEET 2
2. TOP OF SERVICE FUSE (WHEN FITTED) SHALL BE LIVE.
3. METER BOX EARTH SHALL BE CONNECTED TO INSTALLATION MAIN EARTH.
4. UNDERGROUND RESIDENTIAL DISTRIBUTION



3	SUPERSEDE SHEET 2	CWM	OCT'20	BV	LH
NO	DESCRIPTION	DRN	DATE	CKD	APPD
AMENDMENTS					

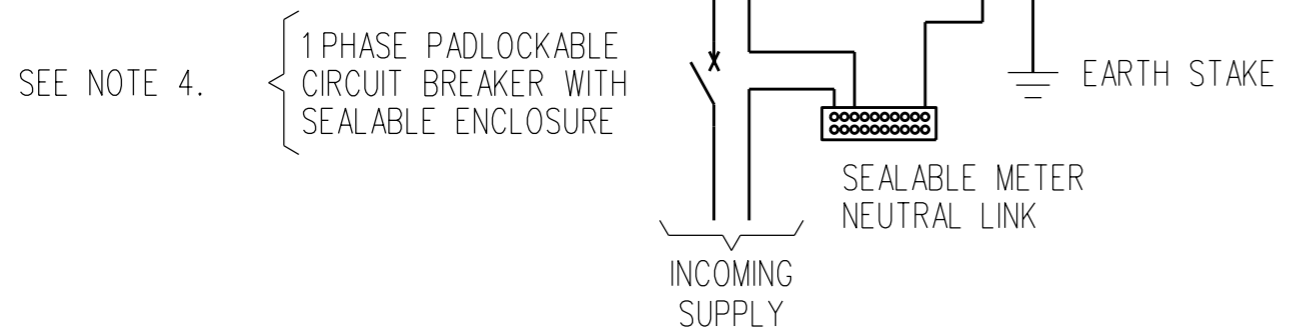


DES	N COAD	POWER STANDARD DRAWING	
DRN	R WILLIAMS	METERING PANEL FOR 1 SINGL PHASE METER AND CONSUMER SWITCHBOARD	
CKD	N COAD	SHEET 2 OF 3	
APPD	B KISON	A3	DRAWING NUMBER S11-02-07-02_2
SCALE	1:10.		
ISSUED	4.09.09	DRAFTING STANDARD TO A.S.1100 CAD PRODUCT - DO NOT AMEND MANUALLY	
ALL DIM. IN mm			
		AMDT	



NOTES :

1. FOR METER DRILLING DETAILS SEE METERING STD DWG S11-02-07-23 SHEET 2
2. SINGLE PHASE CIRCUIT BREAKER SHALL BE PADLOCKABLE IN THE OFF POSITION AND INSTALLED AS SHOWN ABOVE
3. METER BOX EARTH SHALL BE CONNECTED TO INSTALLATION MAIN EARTH.
4. THE MAIN SWITCH SHALL BE A CIRCUIT BREAKER WITH INTEGRAL PADLOCKING ARRANGEMENT. (RATED 63A, 10kA, C CURVE TYPE CIRCUIT BREAKER AND SEALABLE ENCLOSURE.)
5. FOR METER PANELS FITTED WITH PADLOCKABLE CIRCUIT BREAKERS A 100A FUSE SHALL BE INSTALLED IN THE URD PILLER OR 80A FUSE IN OVERHEAD SERVICE FUSE HOLDER.
6. THE EARTH CABLE FROM THE EARTH STAKE TO THE CONSUMERS SWITCHBOARD EARTH BAR SHALL BE CONTINUOUS AND UNBROKEN. THE EARTH CABLE SHALL BE CONNECTED TO THE METER BOX EARTH BY EXPOSING A SECTION OF THIS CABLE AND JOINING A CONNECTING CABLE BY AN ACCEPTED METHOD INCLUDING SOLDERING OR USE OF AN EARTH BLOCK. THE METER BOX EARTH POINT SHALL NOT BE USED AS A JUNCTION POINT AND ONLY SERVES AS A PURPOSE TO EARTH, THE CABINET.



SEE NOTE 4.

						DES	B NARAYANA	POWER STANDARD DRAWING		
						DRN	C McLAREN	METERING PANEL FOR 1 SINGLE PHASE METER AND CONSUMER SWITCHBOARD		
						CKD	B NARAYANA	SHEET 3 OF 3		
						APPD	B NARAYANA	DRAWING NUMBER S11-02-07-02_3		
						SCALE	1:10	A3		
						ISSUED	01.13	AMDT		
						ALL DIM.	IN mm			
						DRAFTING STANDARD TO A.S.1100		CAD PRODUCT - DO NOT AMEND MANUALLY		
2	NOTE 6 ADDED	CWM	OCT'20	BV	LH					
1	NOTE 5 ADDED	AT	MAR'14	BC	-					
0	APPROVED FOR INSTALLATION	CM	JAN'13	BN	-					
NO	DESCRIPTION	DRN	DATE	CKD	APPD					
AMENDMENTS										

