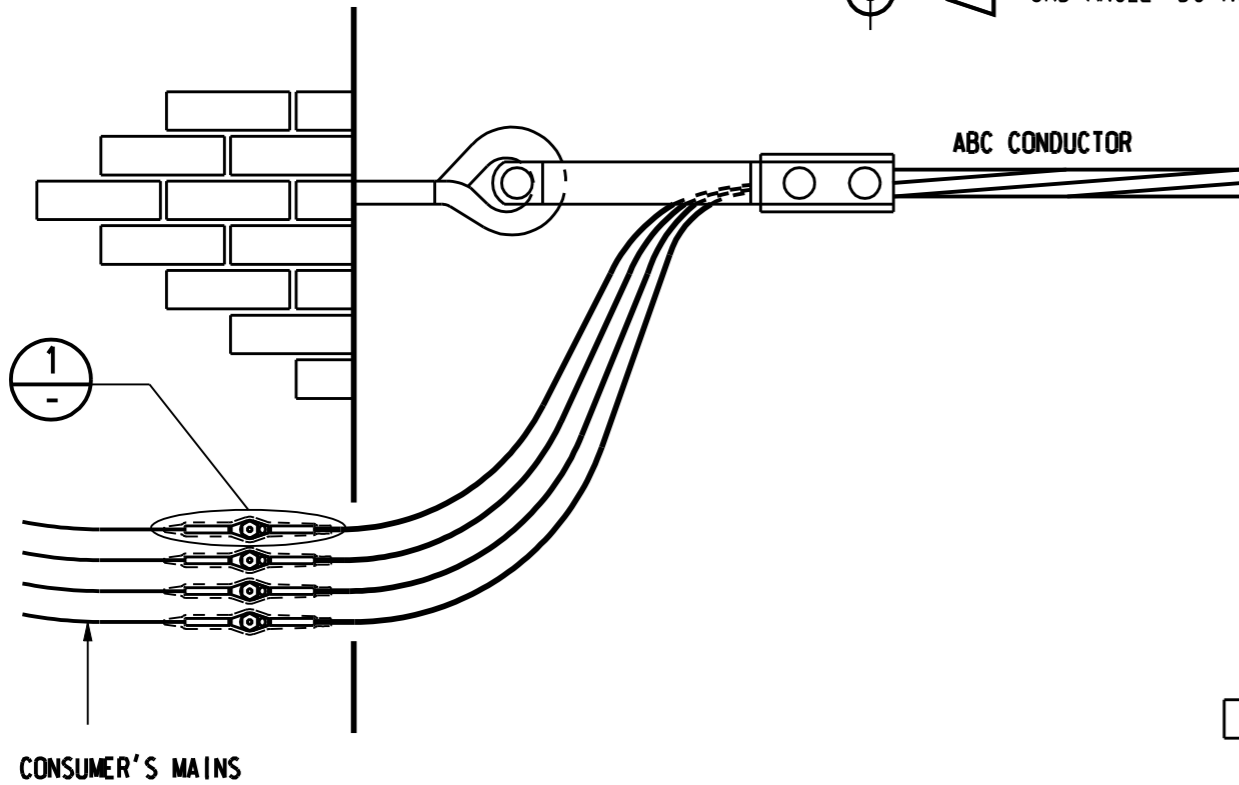
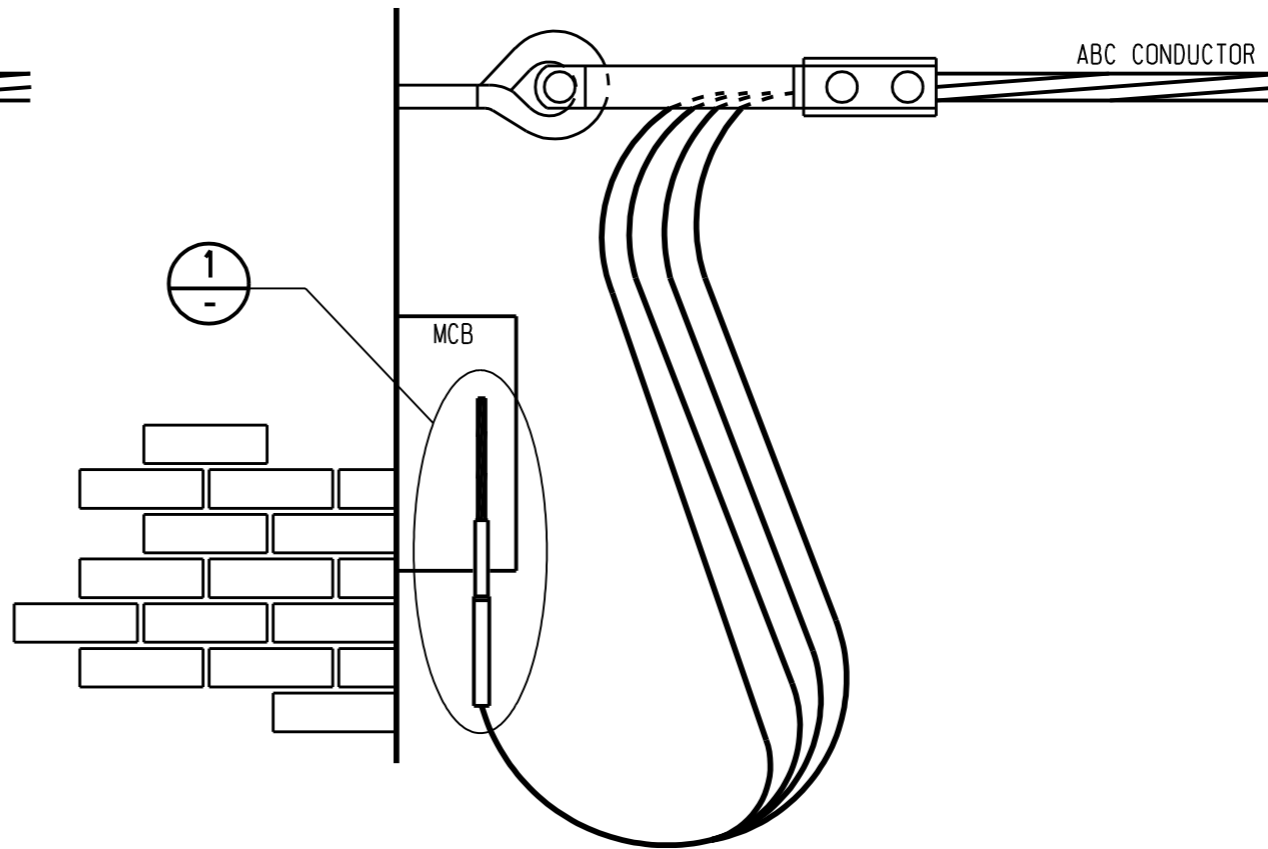


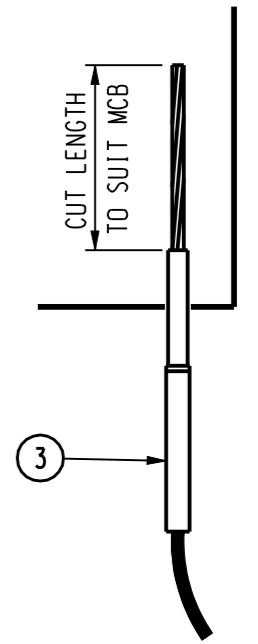
3RD ANGLE -DO NOT SCALE - REPORT ANY ERRORS, OMISSIONS TO DRAFTING OFFICE



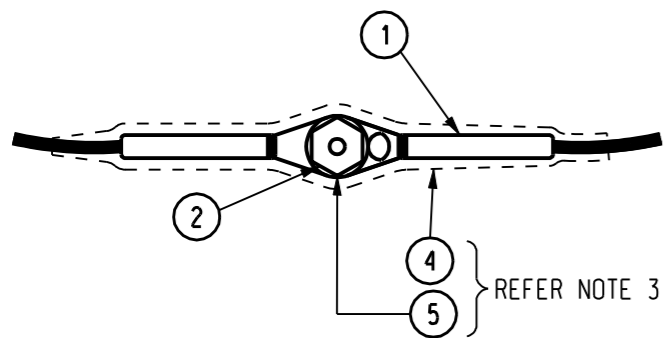
**ABC SERVICE - IN LINE CONNECTION**  
**ASSEMBLY LINE - ABC/S1**



**ABC SERVICE - MCB CONNECTION**  
**ASSEMBLY LINE - ABC/S2**



**DETAIL 2**



**DETAIL 1**

**NOTES :**

- VINYL MASTIC TAPE TO BE WRAPPED AROUND BOLTED CONNECTION UNDERNEATH HEATSHRINK. CARE IN APPLYING HEAT TO THE CENTRE OF THE JOINT IS REQUIRED TO AVOID SPLITTING OF THE HEATSHRINK TUBE BY THE BOLT.

5	AS REQ	-	TAPE - VINYL MASTIC	157305
4	AS REQ	-	HEATSHRINK-HEAVY DUTY-C/W ADHESIVE COATED	3129
3	-	4	INSULATED COMP. LINK 95sq.mm Al-50sq.mm Cu	250753
2	4	-	M10 BOLT C/W NUT AND WASHER	114009
1	4	-	95sq.mm BI-METAL LUG	5264
ITEM	QUANTITY		DESCRIPTION	ITEM No
	ABC/S1	ABC/S2		

2	TITLEBLOCK & DRAWING NUMBER FORMATTED	K.T.	DEC'19	C.C.	C.C.
1	REDRAWN IN CAD	A.D.	MAY'98	R.I.	F.R.
NO	DESCRIPTION	DRN	DATE	CKD	APPD
AMENDMENTS					

**PowerWater**  
NORTHERN TERRITORY

DES	A.T.	POWER STANDARD DRAWING			
DRN	A.DAVIS	ASSEMBLIES LV - ABC SERVICES - CONSUMER'S END			
CKD	R.INNES				
APPD	F.ROBOSN				
SCALE	N.T.S.				
ISSUED	MAY'98	A3	DRAWING NUMBER	S04-02-01-19	
ALL DIM. IN mm				DRAWING NUMBER	
DRAFTING STANDARD TO A.S.1100			CAD PRODUCT - DO NOT AMEND MANUALLY		AMDT