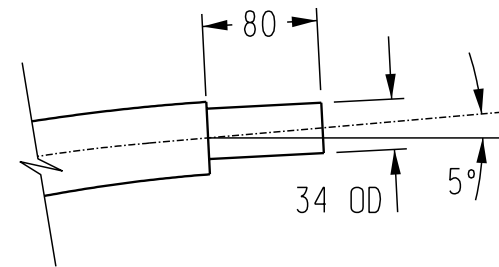
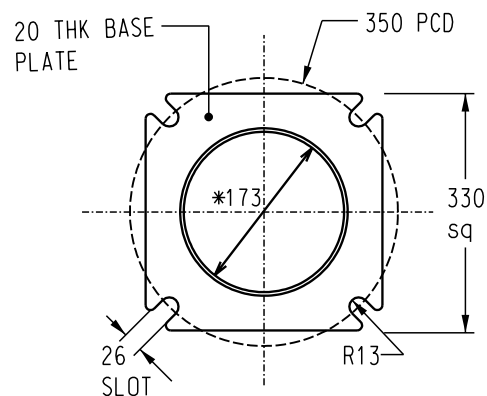


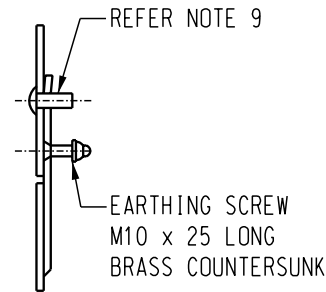
ITEM 1 - 6.5m CURVED OUTREACH TYPE  
 ITEM NUMBER 242958  
 SCALE 1:60



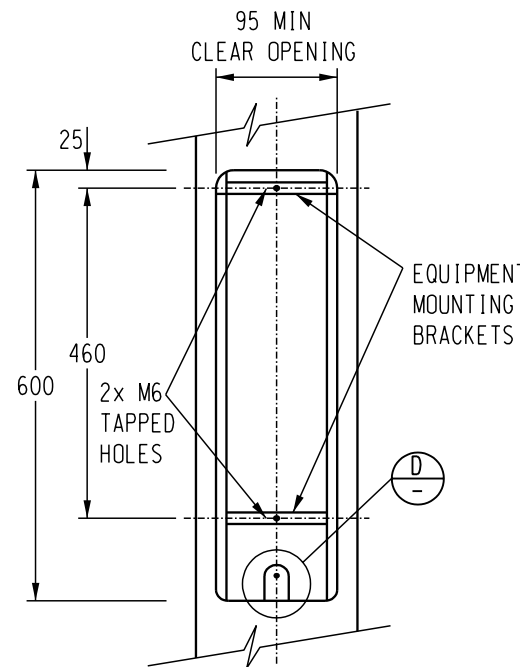
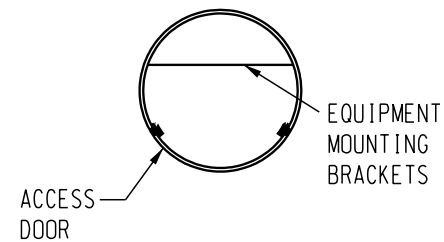
SPIGOT - DETAIL A  
 SCALE 1:5



BASE PLATE - DETAIL B  
 SCALE 1:10



DETAIL D  
 SCALE 1:5



EQUIPMENT ACCESS - DETAIL C  
 SCALE 1:10  
 (DOOR REMOVED FOR CLARITY)

NOTES :

- ALL WELDING AND WELD PREPARATION SHALL BE IN ACCORDANCE WITH AS1554.
- CIRCUMFERENTIAL WELDS TO BE JOGGLED BUTT TYPE. LONGITUDINAL WELDS TO BE SINGLE BUTT TYPE. ALL WELDS TO BE MADE BY CONTINUOUS AUTOMATIC PROCESS AND ARE NOT TO BE DRESSED SMOOTH.
- AFTER FABRICATION ALL COMPONENTS TO BE ACID DE-SCALED AND HOT DIPPED GALVANIZED MINIMUM 450g/sq.m TO AS4680.
- WIND LOADINGS TO COMPLY WITH THE REQUIREMENTS OF AS1170.2 - SECTION 4  
 DESIGNS ARE TO BE BASED ON -  
 - MAXIMUM WIND SPEED OF  $V_u = 66\text{m/sec}$  DERIVED FROM A DESIGN LIFE OF 25 YEARS WITH A 5% PROBABILITY FACTOR OF  $V_u$  BEING EXCEEDED IN THAT PERIOD.  
 - MAXIMUM WIND SPEED OF  $V_s = 47\text{m/sec}$  DERIVED FROM A DESIGN LIFE OF 25 YEARS WITH A 63% PROBABILITY FACTOR OF  $V_s$  BEING EXCEEDED IN THAT PERIOD WITH A MAXIMUM DEFLECTION LIMIT OF 4% OF NOMINAL LENGTH.  
 - REGION 'C' AND TERRAIN CATEGORY '3'  
 - LUMINARIES WITH A WIND AREA OF 0.1sq.m, A MASS OF 3.6kg EACH AND DRAG CO-EFFICIENT OF 0.5
- COLUMNS ARE TO CONFORM TO THE REQUIREMENTS OF AS4100 AND AS1798.
- COLUMNS ARE TO HAVE CONTINUOUS TAPER OVER THEIR ENTIRE LENGTH AND A STEEL THICKNESS OF NOT LESS THAN 3mm.
- TWO PIECE COLUMNS MUST BE ASSEMBLED PRIOR TO DELIVERY.
- ACCESS DOORS ARE NOT INTERCHANGEABLE. ENSURE THAT INDIVIDUAL COLUMNS AND DOORS ARE SUITABLY MATCHED AND MARKED.
- EQUIPMENT ACCESS DOOR TO BE PROVIDED (DETAIL C) HAVING 'TAMPER PROOF' LOCKING DEVICE. DOOR ACCESS SCREW TO BE M10 STAINLESS STEEL I.S.O. METRIC BUTTON HEAD SOCKET TYPE.
- CURVED OUTREACH IS TO SINGLE SECTION TAPERED TUBULAR STEEL CONSTRUCTION.
- ALL POLE MANUFACTURERS SHALL COMPLY WITH ISO 3834.

8	TITLEBLOCK & DRAWING NUMBERS FORMATTED	K.T.	FEB'19	C.C.	C.C.
7	GALVANIZING STANDARD UPDATED TO AS4680 NOTE 11 ADDED	A.T.	JAN'13	B.C.	B.C.
6	BASE PLATE DETAIL B AMENDED	J.C.	NOV'08	B.C.	J.C.
NO	DESCRIPTION	DRN	DATE	CKD	APPD
AMENDMENTS					



DES	-	POWER STANDARD DRAWING		
DRN	A.DAVIS	COLUMN TAPERED STEEL 6.5 METRE CURVED OUTREACH TYPE		
CKD	R.INNES			
APPD	F.ROBSON			
SCALE	AS SHOWN			
ISSUED	MAY'98	A3	DRAWING NUMBER	S03-01-01-06
ALL DIM.	IN mm			
DRAFTING STANDARD TO A.S.1100			CAD PRODUCT - DO NOT AMEND MANUALLY	

