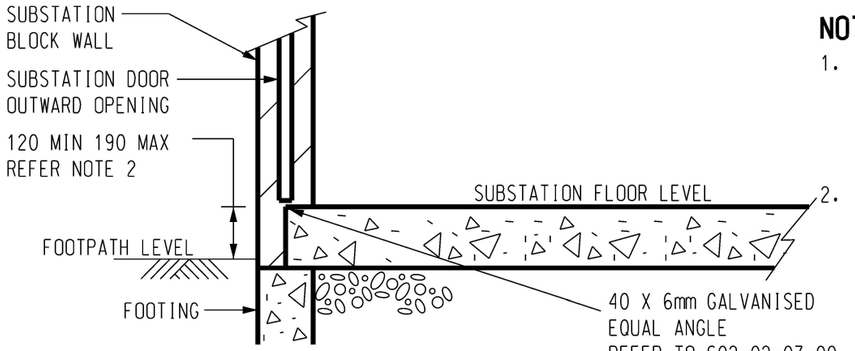


## SECTION C-C
## (TYPICAL FOR PERSONNEL DOORS)
NOT TO SCALE

## NOTES
1. ALL PERSONNEL DOORS ARE TO BE HUNG SO THAT THE CENTRELINE OF DOOR IS DIRECTLY OVER THE THRESHOLD, WITH A SUITABLE STORMWATER DOOR SEAL TO BE INSTALLED AT THE BASE OF THE DOOR, RAVEN RP4 OR SIMILAR.
2. ADDITIONAL STEPS (UP TO A MAXIMUM OF 3) INCLUDING AN APPROPRIATE HANDRAIL MAY BE PROVIDED AT ANY PERSONNEL DOORWAY. IF THE STEPS ARE TO BE LOCATED WITHIN THE SUBSTATION CHAMBERS, IT WILL BE NECESSARY TO EXTEND THE SUBSTATION CHAMBER TO ACCOMMODATE THE ENCROACHMENT OF THE STEPS, SUCH THAT THE INTERNAL DIMENSIONS OF THE SUBSTATION CHAMBER ARE NOT REDUCED.

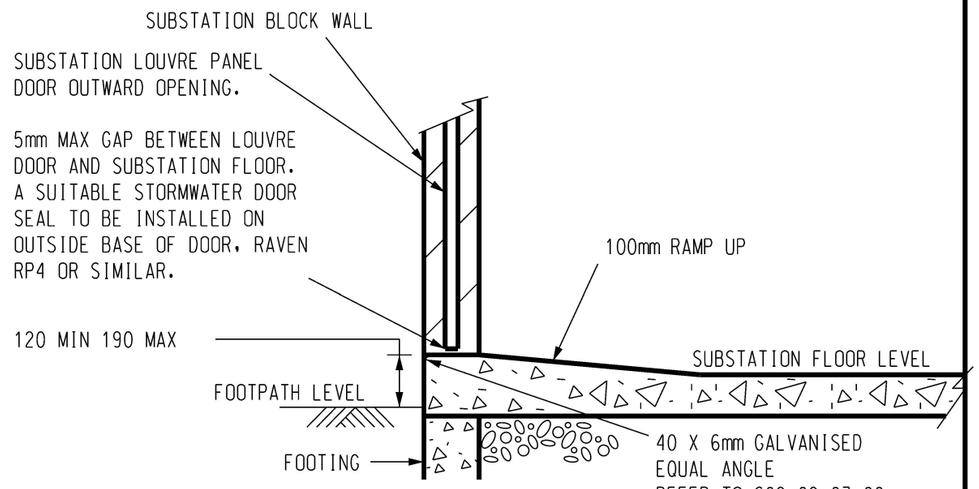


## SECTION F-F
## (TYPICAL FOR TRANSFORMER LOUVRE DOORS)
NOT TO SCALE

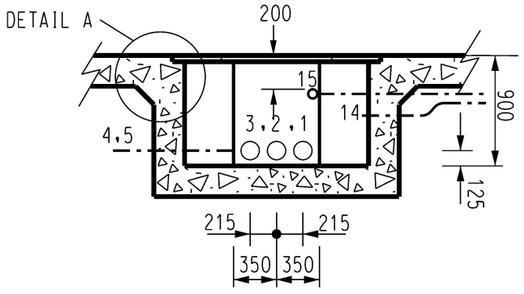


## SECTION D-D
SCALE 1:50

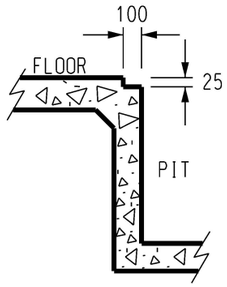


## DETAIL - A
NOT TO SCALE

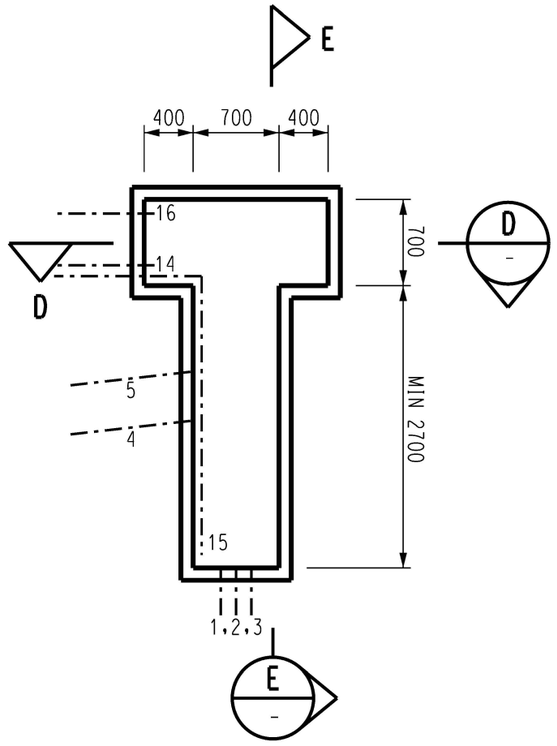


## PLAN VIEW
SCALE 1:50

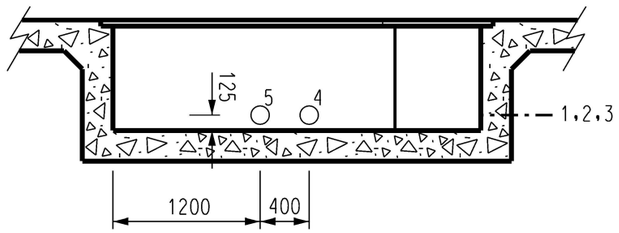


## SECTION E-E
SCALE 1:50

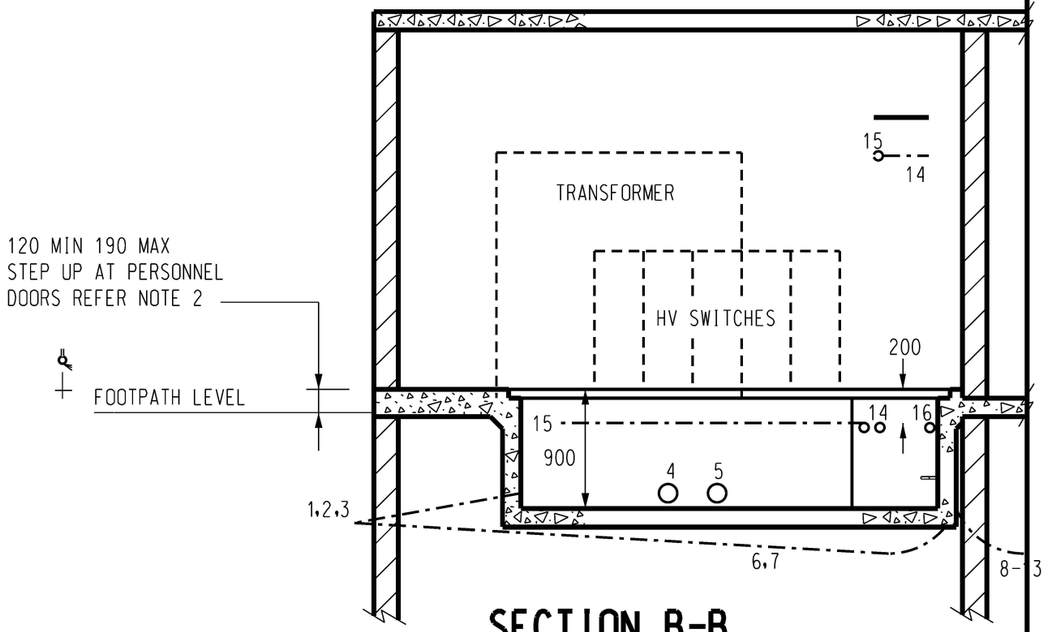


## SECTION B-B
SCALE 1:50

# H.V PIT DETAILS

| NO | DESCRIPTION | DRN | DATE | CKD | APPD |
|---|---|---|---|---|---|
| 5 | PIT COVER RECESS AMENDED | H.E. | SEP'20 | B.V. | B.C. |
| 4 | TITLEBLOCK & DRAWING NUMBER FORMATTED | K.T. | FEB'19 | C.C. | C.C. |
| 3 | NOTE 2 AMENDED | A.T. | NOV'13 | B.C. | B.C. |
| 2 | PLAN VIEW REDRAWN TO SCALE | K.I. | SEP'06 | R.S. | S.C. |
| 1 | CHANGE DIM ON PLAN VIEW TO 2700 UPDATE LOGO | K.I. | MAR'05 | C.C. | C.C. |

AMENDMENTS

PowerWater
NORTHERN TERRITORY

| | |
|---|---|
| DES | I.PURVES |
| DRN | G.R./A.D. |
| CKD | S.LEACH |
| APPD | F.ROBSON |
| SCALE | AS SHOWN |
| ISSUED | MARCH '98 |
| ALL DIM. IN mm | A3 |

POWER STANDARD DRAWING

INDOOR SUBSTATION
TWO TRANSFORMER ARRANGEMENT
SURFACE CHAMBER - OPTION 1
CONSTRUCTION DETAILS SHEET 3 OF 3

DRAWING NUMBER S02-02-07-27

5 AMDT

DRAFTING STANDARD TO A.S.1100

CAD PRODUCT - DO NOT AMEND MANUALLY