

**NOTES :**

1. FOR COMPONENT DRILLING DETAILS REFER TO S11-02-07-23\_1
2. TOP OF SERVICE FUSE (WHEN FITTED) SHALL BE LIVE.
3. COMPONENTS ARE ARRANGED ON PANEL TO ALLOW A SECOND METER TO BE ADDED IF REQUESTED. REFER TO S11-02-07-03
4. METER BOX EARTH SHALL BE CONNECTED TO INSTALLATION MAIN EARTH.
5. UNDERGROUND RESIDENTIAL DISTRIBUTION.

SEE NOTE 5.

URD AREA ONLY

100A SERVICE FUSE HOLDER

TO CONSUMERS SWITCHBOARD

METER BOX EARTH

INCOMING SUPPLY

SUPERSEDED

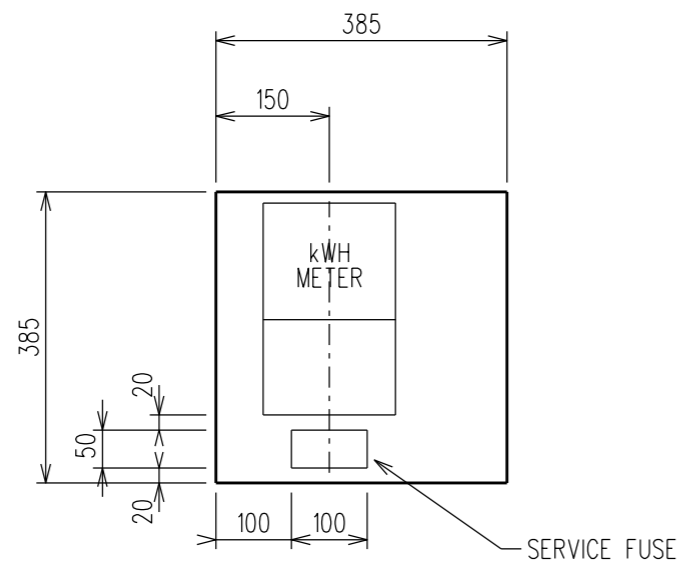
REFER DRG No. S11-02-07-01\_3

| NO                | DESCRIPTION        | DRN | DATE    | CKD | APPD |
|-------------------|--------------------|-----|---------|-----|------|
| 4                 | SUPERSEDE SHEET 1  | CWM | OCT'20  | BV  | LH   |
| 3                 | PAGE 3 AMENDED     | CWM | 7.11.19 | BV  | -    |
| 2                 | CHANGED TO 1 OF 3  | CWM | 22.1.13 | BN  | -    |
| 1                 | SHEET 2 ADDED      | JWC | 09/09   | AT  | -    |
| A                 | ISSUED FOR COMMENT | AS  | 14.1.02 | -   | -    |
| <b>AMENDMENTS</b> |                    |     |         |     |      |



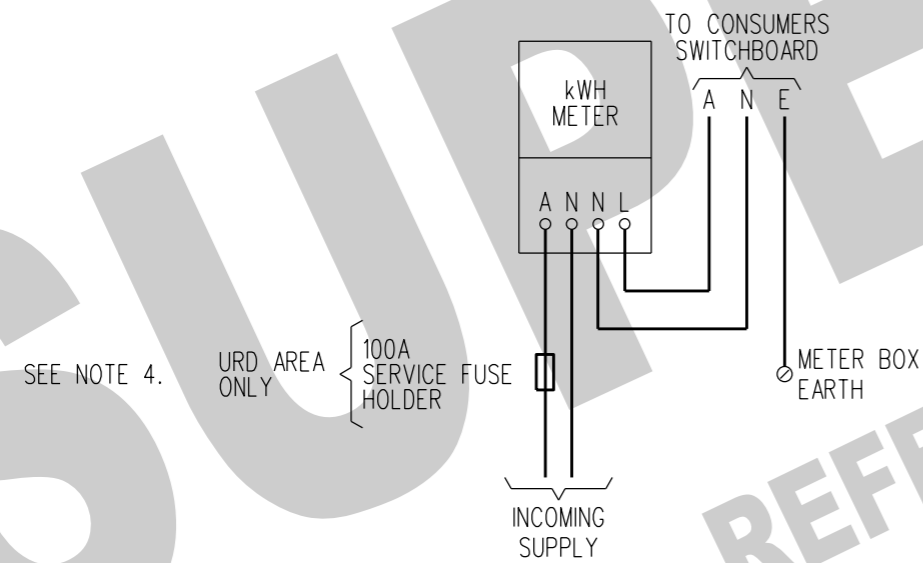
|                               |          |  |                               |
|-------------------------------|----------|--|-------------------------------|
| DES                           | -        | POWER STANDARD DRAWING                         |                               |
| DRN                           | A.SCHMID | <b>METERING PANEL FOR 1 SINGLE PHASE METER</b> |                               |
| CKD                           | -        | SHEET 1 OF 3                                   |                               |
| APPD                          | -        | A3   | DRAWING NUMBER S11-02-07-01_1 |
| SCALE                         | 1:10     |  |                               |
| ISSUED                        | -        | 4  |                               |
| ALL DIM. IN mm                |          |  |                               |
| DRAFTING STANDARD TO A.S.1100 |          | CAD PRODUCT - DO NOT AMEND MANUALLY            |                               |





**NOTES :**

1. FOR METER DRILLING DETAILS REFER TO S11-02-07-23\_2
2. TOP OF SERVICE FUSE (WHEN FITTED) SHALL BE LIVE
3. METER BOX EARTH SHALL BE CONNECTED TO INSTALLATION MAIN EARTH.
4. UNDERGROUND RESIDENTIAL DISTRIBUTION



SEE NOTE 4.

URD AREA ONLY

100A SERVICE FUSE HOLDER

INCOMING SUPPLY

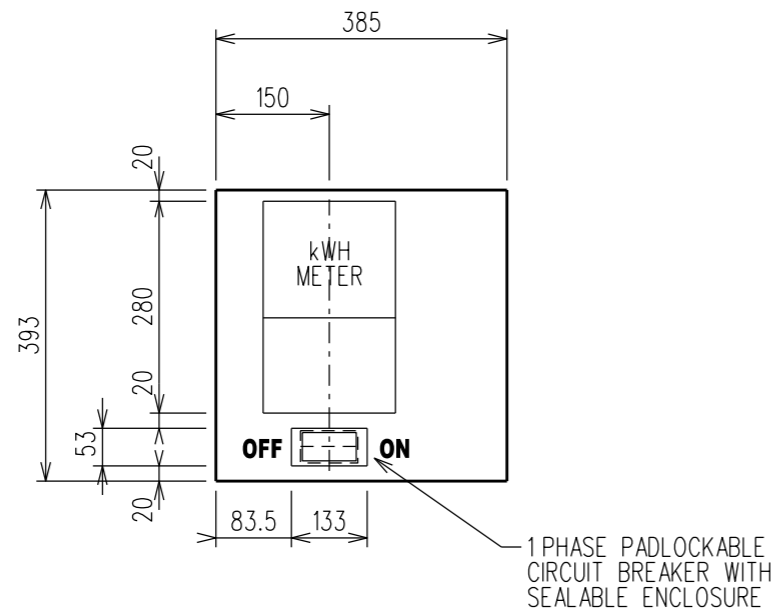
TO CONSUMERS SWITCHBOARD

METER BOX EARTH

| NO                | DESCRIPTION                    | DRN | DATE   | CKD | APPD |
|-------------------|--------------------------------|-----|--------|-----|------|
| 4                 | SUPERSEDE SHEET 2              | CWM | OCT'20 | BV  | LH   |
| 3                 | PAGE 3 AMENDED                 | CWM | 11.19  | BV  | -    |
| 2                 | CHANGED TO SHEET 2 OF 3 (NFNC) | CWM | 01.13  | BN  | -    |
| 1                 | SHEET 2 ADDED                  | JWC | 9.9.09 | AT  | -    |
| 0                 | APPROVED FOR INSTALLATION      | RFW | 4.9.09 | NC  | -    |
| A                 | ISSUED FOR COMMENT             | RFW | 4.9.09 | NC  | -    |
| <b>AMENDMENTS</b> |                                |     |        |     |      |



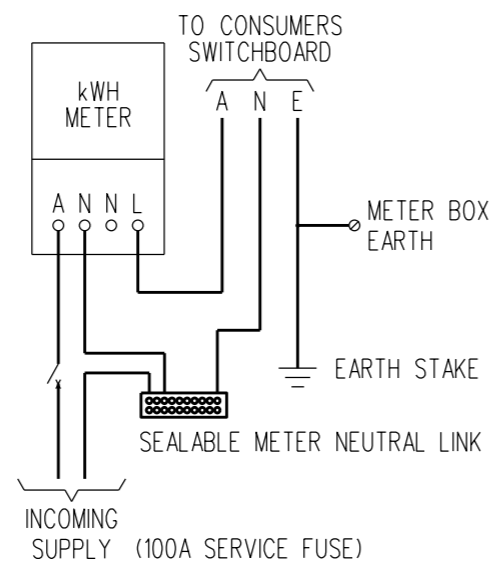
|                               |             |  |   |
|-------------------------------|-------------|--|---|
| DES                           | N. COAD     | POWER STANDARD DRAWING                         |   |
| DRN                           | R. WILLIAMS | <b>METERING PANEL FOR 1 SINGLE PHASE METER</b> |   |
| CKD                           | N. COAD     | SHEET 2 OF 3                                   |   |
| APPD                          | B. KISON    | <b>A3</b>                                      | <b>DRAWING NUMBER</b><br>S11-02-07-01_2 |
| SCALE                         | 1:10        |  |   |
| ISSUED                        | 4.9.09      | CAD PRODUCT - DO NOT AMEND MANUALLY            |   |
| ALL DIM.                      | IN mm       | AMDT   |   |
| DRAFTING STANDARD TO A.S.1100 |             |  |   |



**NOTES :**

1. FOR METER DRILLING DETAILS SEE METERING STD DWG S11-02-07-23 SHEET 2
2. SINGLE PHASE CIRCUIT BREAKER SHALL BE PADLOCKABLE IN THE OFF POSITION AND INSTALLED IN THE HORIZONTAL POSITION AS SHOWN ABOVE.
3. METER BOX EARTH SHALL BE CONNECTED TO INSTALLATION MAIN EARTH.
4. THE MAIN SWITCH SHALL BE A CIRCUIT BREAKER WITH INTEGRAL PADLOCKING ARRANGEMENT WITH SEALABLE ENCLOSURE. (AND RATED 63A, 10kA, C CURVE TYPE CIRCUIT BREAKER.)
5. FOR METER PANELS FITTED WITH PADLOCKABLE CIRCUIT BREAKERS A 100A FUSE SHALL BE INSTALLED IN THE URD PILLER OR 80A FUSE IN OVERHEAD SERVICE FUSE HOLDER.
6. THE EARTH CABLE FROM THE EARTH STAKE TO THE CONSUMERS SWITCHBOARD EARTH BAR SHALL BE CONTINUOUS AND UNBROKEN. THE EARTH CABLE SHALL BE CONNECTED TO THE METER BOX EARTH BY EXPOSING A SECTION OF THIS CABLE AND JOINING A CONNECTING CABLE BY AN ACCEPTED METHOD INCLUDING SOLDERING OR USE OF AN EARTH BLOCK. THE METER BOX EARTH POINT SHALL NOT BE USED AS A JUNCTION POINT AND ONLY SERVES AS A PURPOSE TO EARTH THE CABINET.

SEE NOTE 4. { 1 PHASE PADLOCKABLE CIRCUIT BREAKER WITH SEALABLE ENCLOSURE



|  |  |  |  |  |  |                               |  |   |  |
|--|--|--|--|--|--|-------------------------------|--|---|--|
|  |  |  |  |  |  | DES N.COAD                    |  | POWER STANDARD DRAWING                  |  |
|  |  |  |  |  |  | DRN R.WILLIAMS                |  | METERING PANEL FOR 1 SINGLE PHASE METER |  |
|  |  |  |  |  |  | CKD N.COAD                    |  |   |  |
|  |  |  |  |  |  | APPD B.KISON                  |  | SHEET 3 OF 3                            |  |
|  |  |  |  |  |  | SCALE 1:10                    |  |   |  |
|  |  |  |  |  |  | ISSUED 4.9.09                 |  | DRAWING NUMBER S11-02-07-01_3           |  |
|  |  |  |  |  |  | ALL DIM. IN mm                |  | A3                                      |  |
|  |  |  |  |  |  | DRAFTING STANDARD TO A.S.1100 |  | CAD PRODUCT - DO NOT AMEND MANUALLY     |  |
|  |  |  |  |  |  |                               |  | 6                                       |  |
|  |  |  |  |  |  |                               |  | AMDT                                    |  |

| NO | DESCRIPTION               | DRN | DATE   | CKD | APPD |
|----|---------------------------|-----|--------|-----|------|
| 6  | UPDATE EARTHING NOTES     | CWM | OCT'20 | BV  | LH   |
| 5  | UPDATE DIMENSIONS         | CWM | 7.19   | BV  | -    |
| 4  | NOTE 5 ADDED              | CEC | 01.14  | BC  | -    |
| 3  | APPROVED FOR INSTALLATION | CWM | 06.12  | BN  | -    |
| 2  | ISSUED FOR COMMENT        | CWM | 08.10  | SC  | -    |
| 1  | SHEET 2 ADDED             | JWC | 9.9.09 | AT  | -    |

