

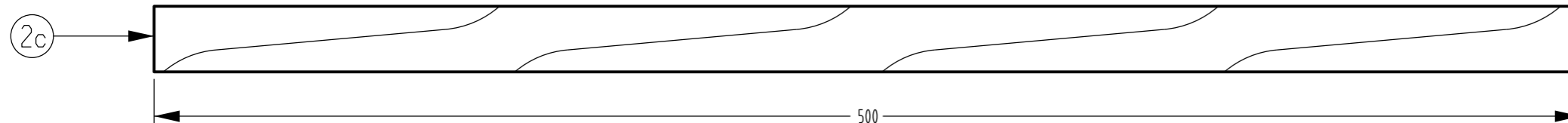
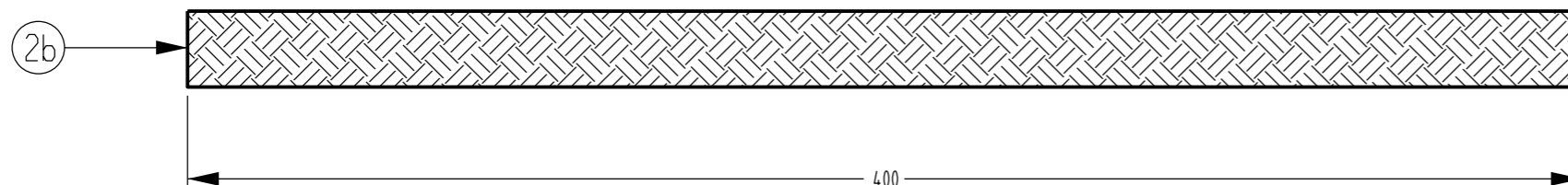
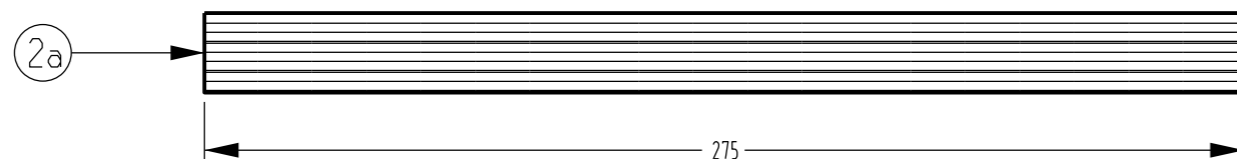
JOINT COMPONENTS:

- 1. COMPRESSION LINK
 - a. FOR 185 SQ.MM AL CABLE USE ITEM NUMBER: 5728
 - b. FOR 240 SQ.MM AL CABLE USE ITEM NUMBER: 5744
 - c. FOR 185-240 SQ.MM TRANSITION USE ITEM NUMBER: 500846
- REFER TO S02-01-02-23

- 2. KIT, CABLE JOINT, LV, 185-240 SQ.MM (ITEM NUMBER 236075) CONSISTING OF:
 - a: 275mm LENGTH OF WCSM 28/9 SHRINK RATIO
 - b: 400mm LENGTH OF OBT 35/12 SHRINK RATIO
 - c: 500mm LENGTH OF MWTM 50/60 SHRINK RATIO

INSTRUCTIONS:

- A. BARE THE CONDUCTOR TO SUIT THE COMPRESSION LINK USED
- B. UNCOVER 55mm OF THE INSULATION
- C. UNCOVER 30mm OF THE NYLON JACKET
- D. SLIDE THE TUBING 2a, 2b & 2c ALONG THE CABLE
- E. CRIMP THE LINK ONTO THE CONDUCTOR
- F. POSITION THE 275mm LENGTH CENTRALLY OVER THE JOINT AND SHRINK
- G. SLIDE THE 400mm LENGTH CENTRALLY OVER THE JOINT AND SHRINK. MAKE SURE THIS TUBING IS FULLY RECOVERED ONTO THE HDPE SHEATH.
- H. SLIDE THE 500mm LENGTH CENTRALLY OVER THE JOINT AND SHRINK.



NO	DESCRIPTION	DRN	DATE	CKD	APPD
3	UPDATED SPLICE IMAGERY AND COMPRESSION LINK NOTES. TEXT FORMATTING CHANGED PVC TO NYLON. REMOVED TERMITEX REFERENCES.	A.N.	JUN'21	A.N.	B.C.
2	CHANGED STOCK CODE TO ITEM NUMBER	C.W.M.	FEB'20	B.V.	B.V.
1	TITLEBLOCK & DRAWING NUMBER FORMATTED	K.T.	FEB'19	C.C.	C.C.
0	ISSUED FOR CONSTRUCTION	K.I.	JUL'05	C.C.	C.C.
AMENDMENTS					



DES	C.C.	POWER STANDARD DRAWING		
DRN	K.I.	CABLE JOINTING & TERMINATIONS JOINT CABLE LV 185/240sqmm AL SINGLE CORE XLPE		
CKD	C.C.			
APPD	C.C.			
SCALE	1:1			
ISSUED	JUL'05	A3	DRAWING NUMBER	S02-02-02-48
ALL DIM.	IN mm			
DRAFTING STANDARD TO A.S.1100			CAD PRODUCT - DO NOT AMEND MANUALLY	

