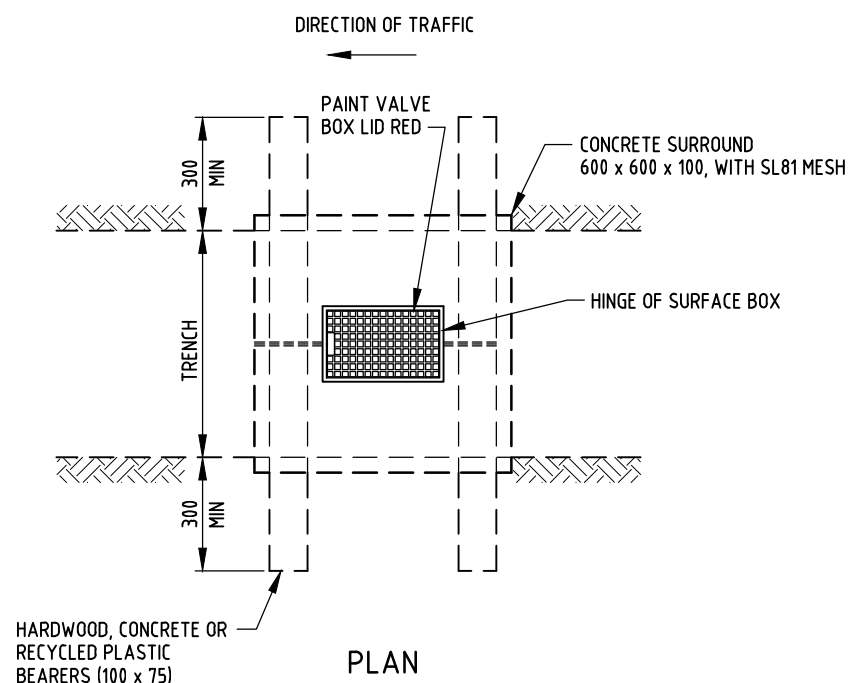
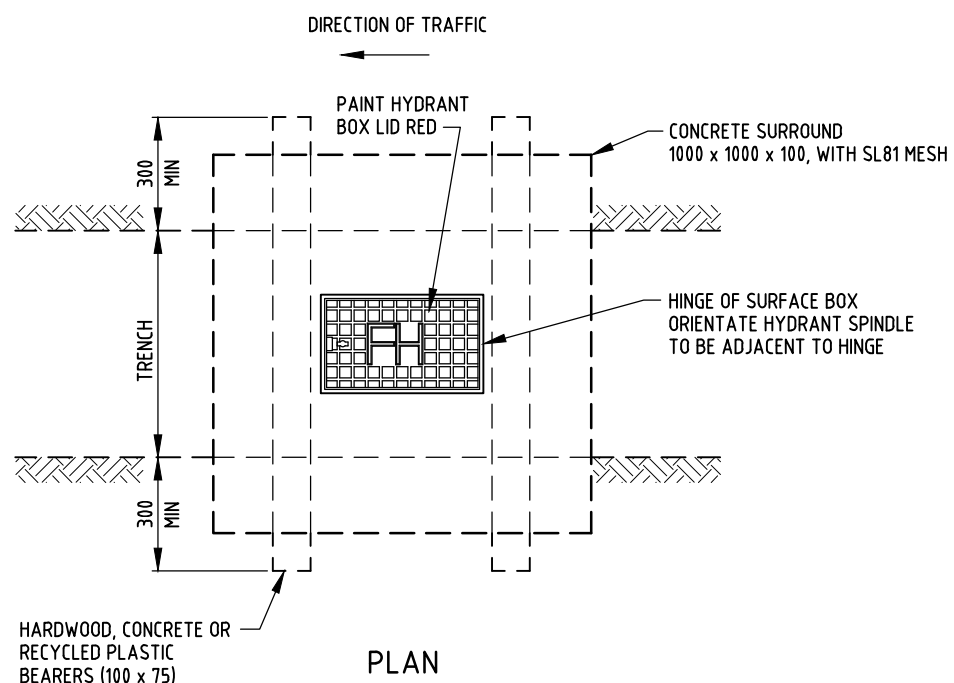
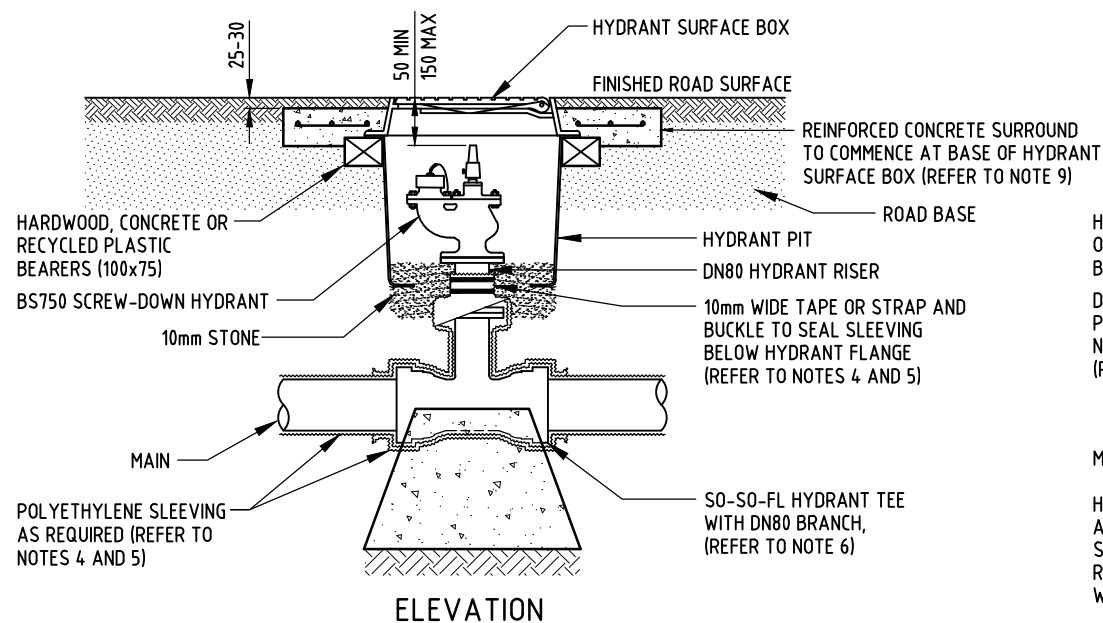


FOR POTABLE WATER ONLY

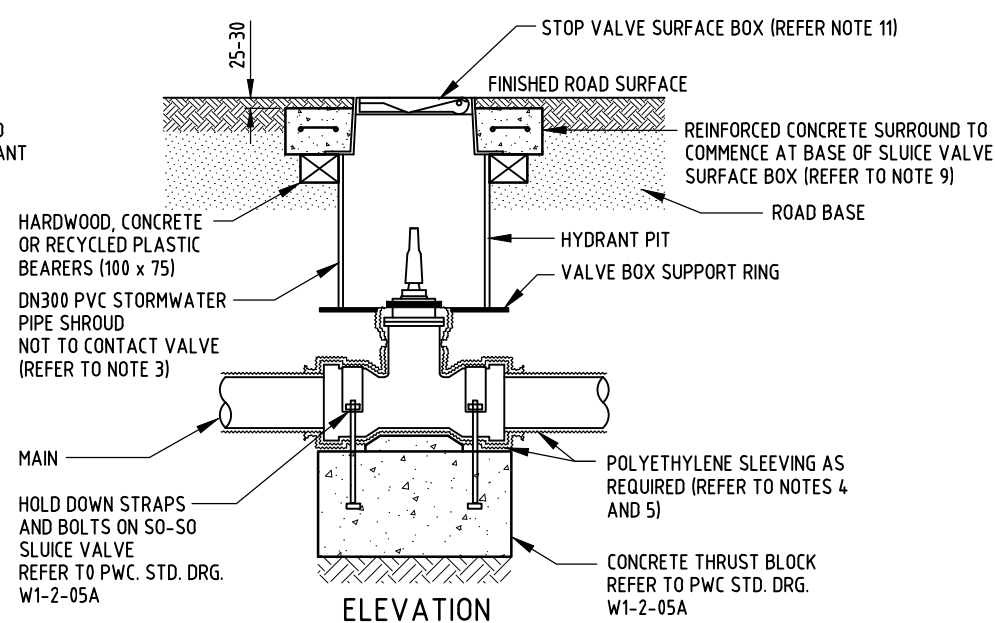


NOTES

1. ALL DIMENSIONS ARE IN MILLIMETRES UNLESS NOTED OTHERWISE.
2. ONLY INSTALL HYDRANTS AND SLUCE VALVES IN ROADWAYS WHERE APPROVED BY POWER AND WATER CORPORATION.
3. KEEP SLUCE VALVE SHROUDS, HYDRANT PITS AND CONCRETE SUPPORT CLEAR OF VALVES, HYDRANTS AND RISER TO PREVENT THE TRANSFER OF TRAFFIC LOAD TO THE PIPELINE.
4. READ THIS DRAWING IN CONJUNCTION WITH STANDARD DRAWING NO W1-2-17A MAINLAYING APPLICATION OF POLYETHYLENE SLEEVING FOR CORROSION PROTECTION OF DICL PIPES AND STANDARD DRAWING NO W1-2-17B FOR CORROSION PROTECTION OF DICL FITTINGS.
5. FOR DICL MAINS, WRAP PIPES AND FITTINGS WITH POLYETHYLENE SLEEVING. FOR PVC OR GRP MAINS, USE APPROVED DI FITTINGS HAVING INTERNAL AND EXTERNAL POLYMERIC COATING. SUBJECT TO WATER AND SEWAGE INFRASTRUCTURE PRODUCTS MANUAL USAGE LIMITATIONS DICL FITTINGS WRAPPED IN POLYETHYLENE SLEEVING CAN BE USED AS AN ALTERNATIVE.
6. FOR DICL MAINS, USE SOCKET-SOCKET OR SOCKET-SPIGOT HYDRANT TEES.
7. PROVIDE AN EXTENSION SPINDLE WHERE THE TOP OF THE VALVE SPINDLE IS GREATER THAN 350mm BELOW FSL.
8. PROVIDE BEDDING, OVERLAY AND BACKFILL IN ACCORDANCE WITH THE PROJECT SPECIFICATION.
9. CONCRETE FOR THRUST AND ANCHOR BLOCKS & GENERAL CONCRETING SHALL BE CLASS N25 IN ACCORDANCE WITH AS.1379 AND AS.3600.
10. USE ONLY THOSE MANUFACTURERS' PRODUCTS SHOWN APPROVED IN THE WATER AND SEWAGE INFRASTRUCTURE PRODUCTS MANUAL.
11. ONLY USE BS750 GRADE A SURFACE BOX.



HYDRANT INSTALLATION IN ROADWAY (NOT PREFERRED)



SLUCE VALVE INSTALLATION IN ROADWAY

NOT TO BE USED WITHOUT THE SPECIFIC APPROVAL FROM PWC

NO	DESCRIPTION	DRN	DATE	CKD	APPD
5	GENERAL AMENDMENTS 2021.	PW	DEC'21	JR	DC
4	REDRAWN IN AUTOCAD.	AW	OCT'18	JR	DC
3	SUPPORT BEARERS TEXT AMENDED.	RGI	AUG'08	RJ	JP
2	SUPPORT BEARERS ADDED AND SLUCE VALVE SURFACE BOX CHANGED.	RGI	JUN'07	RJ	JP
1	NOTES 2, 3, 5 AND 8 CHANGED, SLUCE VALVE & VALVE BOX CHANGED. TEXT REFERENCES CHANGED.	RGI	MAY'03	MCH	NWM
AMENDMENTS					



DES	IW	WATER STANDARD DRAWING		
DRN	RGI	MAINLAYING		
CHK	CHW	BS750 SCREW-DOWN HYDRANT AND		
APPD	NWM	SLUCE VALVE INSTALLATION IN ROADWAY		
SCALE	N.T.S.	A3	DRAWING NUMBER	
ISSUED	MAY'01			W1-2-03C
ALL DIM. IN mm				5
DRAFTING STANDARD TO A.S.1100		CAD PRODUCT - DO NOT AMEND MANUALLY		