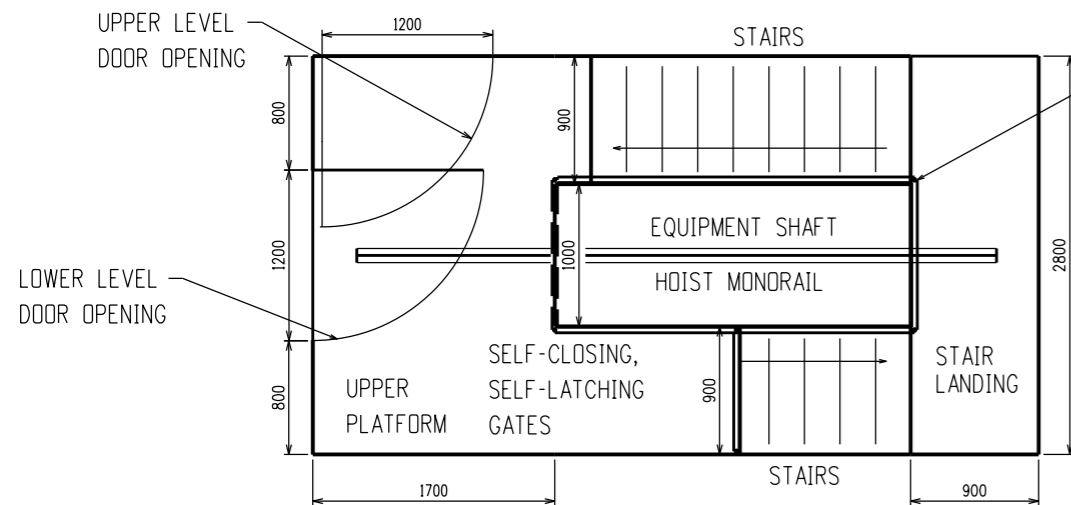
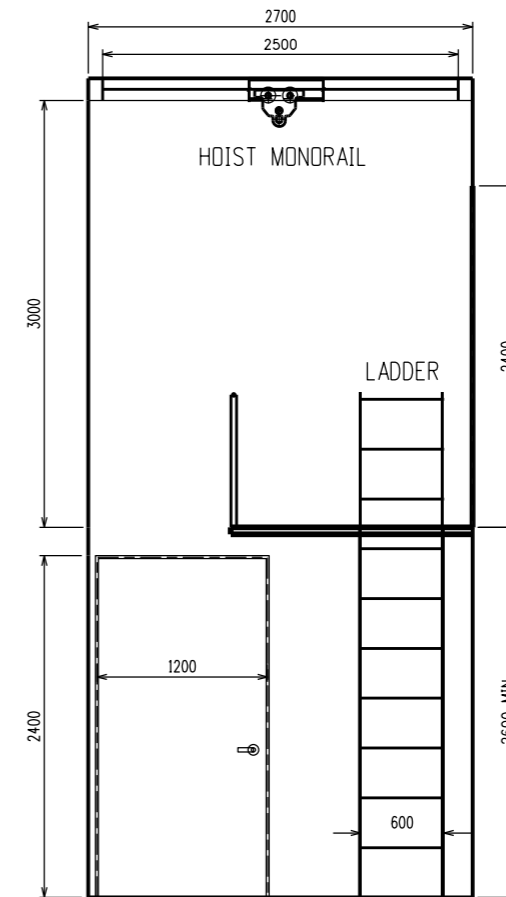
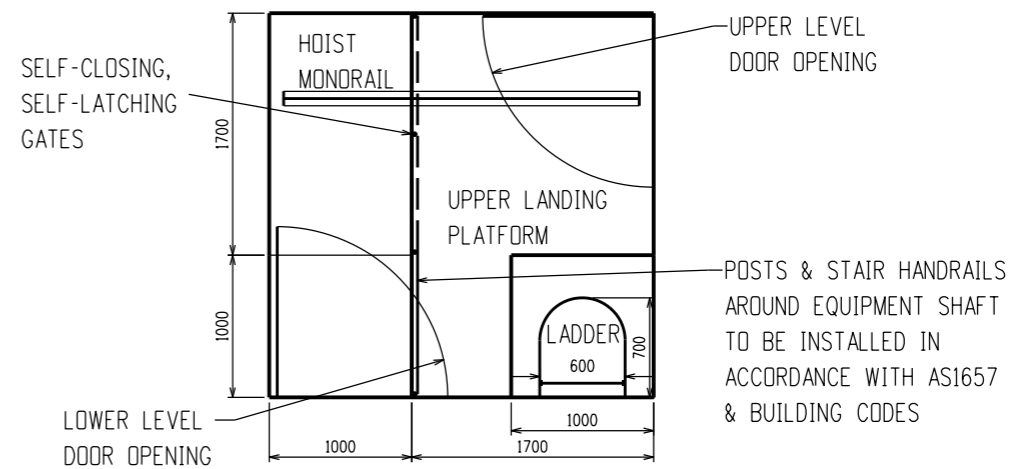


NOTES:

1. THE FOLLOWING DESIGN DETAILS ARE TO SERVE AS GENERAL GUIDELINES. ALTERNATIVE DESIGNS MAY BE PERMITTED WITH PWC APPROVAL.
2. ALL STAIRWAYS, LADDERS, HANDRAILS, GUARDRAILS AND CAGES SHALL COMPLY WITH AS1657.



POSTS & STAIR HANDRAILS AROUND EQUIPMENT SHAFT TO BE INSTALLED IN ACCORDANCE WITH AS1657 & BUILDING CODES



DEDICATED ACCESS WAY - OPTION A

DEDICATED ACCESS WAY - OPTION B

| NO | DESCRIPTION | DRN | DATE | CKD | APPD |
|------------|-------------------------|------|--------|------|------|
| 0 | ISSUED FOR CONSTRUCTION | C.M. | MAR'13 | A.T. | B.C. |
| AMENDMENTS | | | | | |



| | | | |
|-------------------------------|------------|--------------------------------------|---------------------------|
| DES | B. CHEUNG | POWER STANDARD DRAWING | |
| DRN | C. McLAREN | UPPER LEVEL SUBSTATION CHAMBERS | |
| CKD | B. CHEUNG | DEDICATED ACCESS WAY/SMALL EQUIPMENT | |
| APPD | B. CHEUNG | ACCESS OPTION A AND B | |
| SCALE | 1:50 | A3 | DRAWING NUMBER S02-2-7-61 |
| ISSUED | DEC'13 | | |
| ALL DIM. | IN mm | CAD PRODUCT - DO NOT AMEND MANUALLY | |
| DRAFTING STANDARD TO A.S.1100 | | AMDT | |